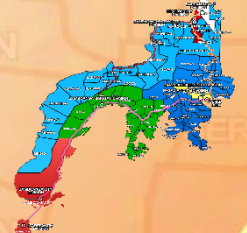




Republic of the Philippines  
**Department of Education**  
 Regional Office IX, Zamboanga Peninsula



**1**



Zest for **P**rogress  
 Zeal of **P**artnership

**ENGLISH**  
 Quarter 4 – Module 5:  
 Recognize Describing Words: Length  
 and Distance



Name of Learner: \_\_\_\_\_

Grade & Section: \_\_\_\_\_

Name of School: \_\_\_\_\_

- JANUARY**  
*Makugihon*
- FEBRUARY**  
*Mahigugmaon*
- MARCH**  
*Matinabungon*
- APRIL**  
*Matinahuron*
- MAY**  
*Maharsay og Matimpyog*
- JUNE**  
*Maabtik og Musunod sa  
Ihsaklong Oras*
- JULY**  
*Maantigo og Maabilidad*
- AUGUST**  
*Maginhuhunoon  
para sa Urban*
- SEPTEMBER**  
*Madaginoton*
- OCTOBER**  
*Matinud-anon*
- NOVEMBER**  
*Masaligan*
- DECEMBER**  
*Maalampon*



## What I Need To Know

Hello children, this module is still on describing words but this time we will be talking about describing words for length and distance. Knowing the different describing words will help you understand the importance of it and you will surely be able to use them in sentences correctly. You will learn so much from this lesson because all activities are made with fun and excitement.

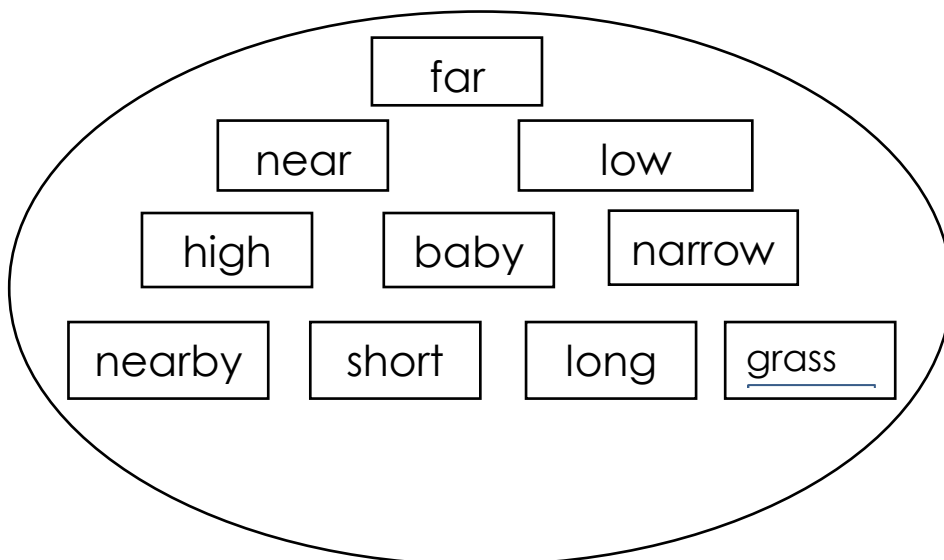
At the end of this module, learners are expected to:

1. Recognize describing words for people, objects, things and places (color, shape, size, height, weight, length, distance, etc.) **EN1G-IVf-j-5**
- 1.4 Recognize describing words for things and objects (length and distance)



## What I Know

**Direction:** Color all the describing words inside the circle.





## What's In


**Directions:** Choose and encircle the word that best describes the picture.




small      big



4. circle      triangle



white      red



round      rectangle

5. small      big



## What's New

Read the story below.

### Glen's Assignment

Written by: Nova Jane T. Buante

*Glen's house is far from school. He needs to ride a bus every day during school days. One morning, when he arrive at the school gate, he quickly gets his long meter stick to measure the distance from the gate up to their flagpole. Then he gets his notebook and write, "10 meters long". After finishing this, he immediately goes to his teacher and passes his assignment.*

## Comprehension Questions

**Direction:** Encircle the letter of the correct answer.

1. Who is the boy in the story?  
a. Kobie                      b. Cherry                      c. Glen
2. Why does Glen needs to ride a bus in going to school?  
a. because Glen's house is far from school.  
b. because Glen's house is near from school.  
c. because Glen's house is nearby the school.
3. What did he use in measuring the distance from the school gate up to the flagpole?  
a. long umbrella  
b. long meter stick  
c. long belt
4. What is used to describe the distance from Glen's house to school?  
a. far                              b. near                              c. nearby
5. What word is used to describe glen's meter stick?  
a. big                              b. short                              c. long




## What Is It

The words use in the story to describe Glen's house from school is **far** while the word use to describe Glen's meter stick is **long**. These words are called **describing words**.

From the start of the lesson about describing words, you have learned that describing words are words used to describe persons, places, things and objects.

In describing words for things in length we use high, low, tall, short and long. In describing words for places in distance we use near, far, nearby, wide and narrow.



Study the sentences below that describe the picture above.

1. Our house is **nearby** the river.
2. We have a **tall** tree.
3. Mountains can be seen from **far** distance.
4. The sun shines **high** up in the sky.
5. We have **wide** rice field.
6. We swim in a **narrow** river.
7. There are **short** grasses surrounds our house.
8. The water in the river is in **low** level.



## What's More

Directions: Write **L** if the underlined word describes length of an object or things and **D** if it describes the distance of a place.

\_\_\_\_\_ 1. My dress is too short for me.

\_\_\_\_\_ 2. Our lion is far from the market.

\_\_\_\_\_ 3. Our house is near to the sea.



\_\_\_\_\_ 4. Mina has a long hair.

\_\_\_\_\_ 5. Isabela City is nearby the sea.



## What I Have Learned

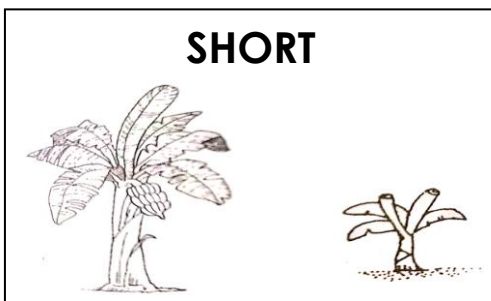
**Directions:** Circle the objects that best describe length and distance.




## What I Can Do

**Directions:** Encircle the correct picture that best describes the word above.


1.




2.



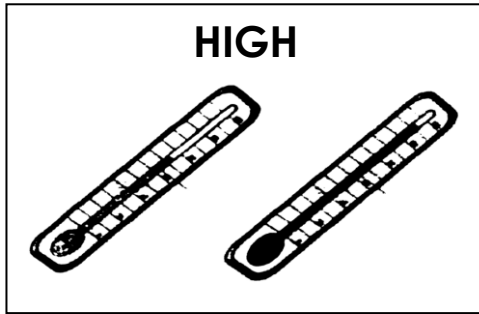
3.



4.



5.




## Assessment

Directions: Underline the correct word in the parenthesis that best fits in each sentence.


1. The lady has a ( long, short,) hair.



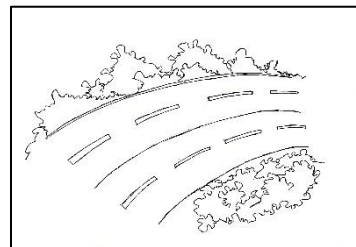
2. The canteen is ( near, far) from the school gate.




3. There is a (tall, short) tree grew in our backyard.



4. The road is ( narrow, wide ).



5. Our school has a ( low, high) flagpole.





## Additional Activity


Directions: Choose the correct describing words to fill in each blank in the box.

high


wide

short

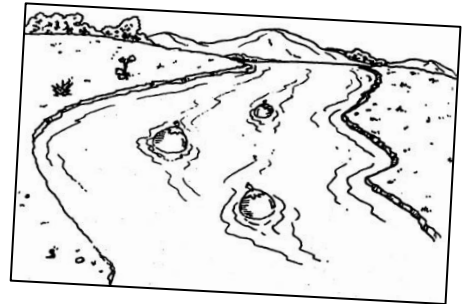
1. I wear \_\_\_\_\_ pants.



2. Airplane flies \_\_\_\_\_.



3. The river is very \_\_\_\_\_.







# Answer Key

<b>What I Know</b>	-Far, beautiful, near, high, narrow, nearby, short long,
<b>What's In</b>	- Big, white, round, triangle, small
<b>What's New</b>	- c,a,b,a,c
<b>What's More</b>	-L, D, L, L,D
<b>What I have Learned</b>	- LENGTH: ruler, ribbon, hose - DISTANCE: arrow with 1 meter, signage, long jump
<b>Assessment</b>	1. Short 2. Near 3. tall 4. wide 5. high
<b>Additional Activity</b>	- Short, tall, wide

## References

- English for You and Me-
- English Expressways-
- English Activity sheets 1 2020
- Fun in English- page 16

## DEVELOPMENT TEAM

**Writer:** Nova Jane T, Buante  
**Co- Writer:** Municar A. Abubakar  
**Illustrator:** Rhea Jane B. Paulino  
**Layout Artist:** Glen Mark B. Zamora

### Management Team:

Julieto H. Fernandez, Ed. D., CESO VI  
 SDS-Isabela City  
 Maria Laarni T. Villanueva, Ed. D., CESE  
 ASDS-Isabela City  
 Henry R. Tura, CID Chief  
 Elsa A. Usman, LR Supervisor  
 Helen De Leon, EPS-Eng

