



JANUARY

Mahugihon

FEBRUARY

Mahigugmaon

MARCH

Matinabangon

APRIL

Matinahuron

MAY

Mahapsay og Malimpyo

JUNE

*Maabtik og Masunod sa
 Oksaklong Oras*

JULY

Maantigo og Maabilidad

AUGUST

*Maginhambunon
 Itara sa Ubon*

SEPTEMBER

Maduginoton

OCTOBER

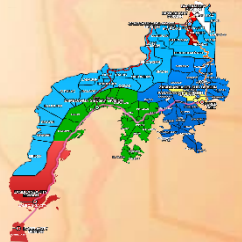
Matinud-anon

NOVEMBER

Masaligan

DECEMBER

Maalampon



Zest for Progress
 Zeal of Partnership

SCIENCE

Quarter 3 - Module 1

DESCRIBING THE USES OF LIGHT



Name of Learner: _____

Grade & Section: _____

Name of School: _____

Science – Grade 3
Support Material for Independent Learning Engagement (SMILE)
Quarter 3 – Module 4: Describing the Uses of Light
First Edition, 2021

Republic Act 8293, section 176 states that: No copyright shall subsist in any work of the Government of the Philippines. However, prior approval of the government agency or office wherein the work is created shall be necessary for exploitation of such work for profit. Such agency or office may, among other things, impose as a condition the payment of royalties.

Borrowed materials (i.e., songs, stories, poems, pictures, photos, brand names, trademarks, etc.) included in this module are owned by their respective copyright holders. Every effort has been exerted to locate and seek permission to use these materials from their respective copyright owners. The publisher and authors do not represent nor claim ownership over them.

Development Team of the Module

Writers:	Flordeliz V. Piñero
Editors/Reviewers:	Mary Ann Q. Tardo/Fe J. Moteroso
Layout Artist:	May D. Olavides
Management Team:	Virgilio P. Batan Jr. -Schools Division Superintendent
	Lourma I. Poculan -Asst. Schools Division Superintendent
	Amelinda D. Montero -Chief Education Supervisor, CID
	Nur N. Hussien -Chief Education Supervisor, SGOD
	Ronillo S. Yarag -Education Program Supervisor, LRMS
	Edgardo S. Cabalida -Public Schools District Supervisor
	Leo Martinno O. Alejo -Project Development Officer II, LRMS
	Janette A. Zamoras -Public Schools District Supervisor
	Lyn A. Carpio -School Principal (Estaka CS)

Printed in the Philippines by

Department of Education – Region IX – Dipolog City Schools Division

Office Address: Purok Farmers, Olingan, Dipolog City
Zamboanga del Norte, 7100
Telefax: (065) 212-6986 and (065) 212-5818
E-mail Address: dipolog.city@deped.gov.ph

DESCRIBING THE USES OF LIGHT



What I Need to Know

This module is carefully prepared to help and boost your interest in **describing the different uses of light in everyday life. (S3 LT-IIIa-b-1)** You are given freedom to study and work or answer the different activities that you will find in here. As you move on page by page, you are going to enjoy the trip in describing the different uses of light in everyday life.

After your journey brought by this module, you are expected to learn the;

Lesson 4: Describing the Uses of Light


Objective: Describe the different uses of light in everyday life. **(S3 LT-IIIa-b-1)**




What's In

Hello kids! How are you today? Today you have a new lesson to learn. Are you excited with your new lesson? But before that, let's have a warm up activity first. I will give you a short test to know if you are ready.


Directions: Look at the pictures below. Which of the following objects below produces light? Put a **check mark** () on the box beside the picture if the picture shows that light is produce and **cross** (**X**), if it doesn't.



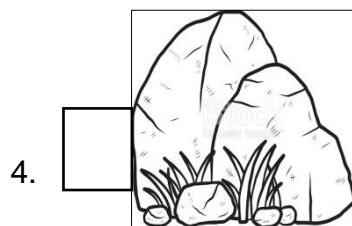
<https://clipartix.com/sun-clip-art-image-48266>



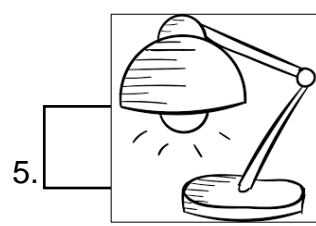
<https://www.vectorstock.com/royalty-free-vector>



<https://www.vectorstock.com/royalty-free-vector/leaf->



<https://clipartstation.com/stone-clipart->




<https://www.svgrepo.com/svg/72474/lamp>



What's New

Direction: Study the pictures below. Answer the questions found below each picture.



<https://coloringhome.com/coloring-page/1700331>

Questions:

- What is the girl doing in the picture? _____
- Why is she able to hit the **shuttlecock**? _____
- Describe the light used by the girl to be able to see the **shuttlecock**? _____



<https://depositphotos.com/58287917/stock-illustration-boy-reading-book.html>


Questions:

- What is the boy doing? _____
- Why is he able to read the book? _____
- Describe the light used by the boy in reading the book? _____



What is it





To know more about light, please read the paragraph below..



<https://www.clipart.email/download/23806988.htm>

Light is a form of energy. The sun is the main source of light on Earth. People and animals are able to see things because of light. Without light, you cannot see objects at night or the beauty of the world in the morning. Everything will be dark. Lighted bulb also gives off light because of electricity.

Light travels on a straight line. When light falls on an object, a part of it bounces back from the surface that is why we will be able to see them.



<https://www.istockphoto.com/vector/man-house> https://www.123rf.com/photo_102219656 <https://pnghut.com/png/7aW> <https://www.dreamstime.com/coloring-page-outline-cartoon-car-driver-road-traffic-light-image> <https://www.pinterest.ph/pin/414190496953051195/>

Light has many uses. We use light energy for lighting our homes, schools, parks, streets and many others. Colorful lights are used to decorate or beautify places. Laser light is used in presentation as pointers. Overhead or LCD projector are used to produce images on screen. Traffic lights help control the flow of traffic on the roads. Lighthouses guide ships in the dark. They also warn ships of danger.

Plants make their own food through their leaves with the help of sunlight. Without sunlight, plants will die.



What's More

To know if you really understand what you are reading, another exercise is prepared for you below.

Directions: Check (/) the blank if the sentence is describing the uses of light.

- _____ 1. Parks are decorated with LED lights during Christmas season.
- _____ 2. To avoid crimes during night time street lights are installed in remote areas.
- _____ 3. Strong bridges are built for the people to travel fast.
- _____ 4. Potted plants are placed where they can be reached by the rays of the sun.
- _____ 5. Ships use lighthouses when they travel during night time.



What I Have Learned

Now, you already know the uses of light in your everyday life. This time, you are going to answer another activity.

Direction: Fill-in the blank with the correct answer. Choose your answers from the box.

Sun	traffic lights	lighthouse
colorful lights	laser light	plants

1. Sunlight helps the _____ make their own food.
2. To control the flow of traffic on the roads _____ are used.
3. During presentations _____ is used as pointer.
4. During night time _____ is used to guide ships and warn them if there is danger.
5. The main source or natural source of light on Earth is _____.



What I Can Do

Direction: Draw a happy face (☺), if the sentence describes the uses of light in everyday life and sad face (☹), if it doesn't.

- _____ 1. Last Christmas mother decorated the house with colourful lights to brighten the surroundings.
- _____ 2. Mary used flat iron to press her newly washed clothes.
- _____ 3. The farmer planted his crops in a place where it can be seen by the sun.
- _____ 4. During the barangay meeting, the barangay captain used overhead or LCD projector to produce images on the screen.
- _____ 5. Every time there is brown out father will use a candle to brighten the house.



Assessment

Direction: Read the questions carefully. Write the letter of the correct answer on the blank before the number.

- ___ 1. What is needed to see things around us?
- A. air
B. heat
C. light
D. sound
- ___ 2. How does sunlight help the plants? By _____
- A. decorating the surroundings
B. making its own food through
C. presenting using a pointer
D. telling people right time to cross the street

___ 3. Traffic lights are important to the motorist and pedestrians. HOW? By making the _____

- A. flow of traffic on the road be controlled
- B. the surrounding brighten
- C. the surroundings look good
- D. the things around warm

___ 4. Which of the following best describe the use of a lighthouse? It is used to _____

- A. control the flow of traffic on the roads.
- B. guide ships in the dark.
- C. make its own food.
- D. guide cars in the dark.

___ 5. Why is light important to our everyday life?

- A. cooking of food can easily be done
- B. clothes that are wet quickly dries
- C. ironing of clothes is easily done
- D. we can see things clearly

___ 6. How do farmers use the light coming from the sun? to _____

- A. dry their crops
- B. eliminate pest
- C. make the plants grow healthy
- D. wash away insects

___ 7. Fisherman catches fish during night time. How will they be able to see the fish in the dark, deep sea? They will bring _____.

- A. battery operated flashlight or kerosene lamps.
- B. a torch in the middle of the dark sea.
- C. eyeglasses to see clearly the fish.
- D. build a fire in in the middle of a dark sea.

___ 8. You are studying your lesson that night. Then suddenly there was a brown out in your place.

The room was very dark. What will you do to brighten the room?

- A. cry and shout aloud
- B. light a lamp or a candle
- C. open the doors
- D. open the windows

___ 9. Why do animals like cows, goats and horses eat grass or look for food during daytime?

because _____.

- A. their food is available only during daytime.
- B. there are lots of food during daytime only.
- C. they can see clearly their food during daytime.
- D. they have lots of friends to join them looking for food.

___ 10. You are in a camping at the playground. What will you do to make the surroundings bright at night?

- A. Build a fire to make the surroundings bright.
- B. Gather all the fireflies to have light.
- C. Open the windows of your tent.
- D. Wait for the moon and star to appear up in the sky.



Additional Activities

Now, you truly understand the uses of light in your daily life, this time I want you to list down 3 situations in which you use light at home wisely. (1 point each)

Answer Key

<p>Whats In</p> <ol style="list-style-type: none"> 1. / 2. / 3. x 4. x 5. / 	<p>Whats New</p> <ol style="list-style-type: none"> a. playing badminton b. because she can see it c. bright light coming from the sun d. bright light coming from the sun e. because of the light coming from the electric lamp f. bright light coming from the electric lamp 	<p>Whats More</p> <ol style="list-style-type: none"> 1. / 2. / 3. x 4. / 5. / 	<p>What I have learn</p> <ol style="list-style-type: none"> 1. plants 2. traffic light 3. laser light 4. light house 5. sun 										
<p>What I Can Do</p> <ol style="list-style-type: none"> 1. 😊 2. 😞 3. 😊 4. 😊 5. 😊 	<p>Assessment</p> <table style="width: 100%;"> <tbody> <tr> <td>1. C</td> <td>6. C</td> </tr> <tr> <td>2. B</td> <td>7. A</td> </tr> <tr> <td>3. A</td> <td>8. B</td> </tr> <tr> <td>4. B</td> <td>9. C</td> </tr> <tr> <td>5. D</td> <td>10.A</td> </tr> </tbody> </table>	1. C	6. C	2. B	7. A	3. A	8. B	4. B	9. C	5. D	10.A		
1. C	6. C												
2. B	7. A												
3. A	8. B												
4. B	9. C												
5. D	10.A												

References

Department of Education (2015) Science 3- Teacher’s Guide and Learner’s Material, First Edition 2015

Science in Our World 4- (Norma M. Abracia,Ed.D, Evelyn T. Sarte Ed.D, Ednaliza R. Garcia, Mary Jean G. dela Cruz, Harold A. Arradaza, Maria Renelynn N. Reyes, Karen D. Francisco)

Image of leaf: <https://www.vectorstock.com/royalty-free-vector/leaf->

Image of a stone : <https://clipartstation.com/stone-clipart->

Image of a table lamp: <https://www.svgrepo.com/svg/72474/lamp>

Image of a sun: <https://clipartix.com/sun-clip-art-image-48266>

Image of a burning firewood: <https://www.vectorstock.com/royalty-free-vector>

Image of girl playing badminton : <https://coloringhome.com/coloring-page/1700331>

Image of a boy reading with a lamp: <https://depositphotos.com/58287917/stock-illustration-boy-reading-book.html>

Image of house decorated with christmas lights : <https://www.istockphoto.com/illustrations/man-hanging-christmas>

[lights?phrase=man%20hanging%20christmas%20lights&sort=mostpopular](https://www.istockphoto.com/illustrations/man-hanging-christmas-lights?phrase=man%20hanging%20christmas%20lights&sort=mostpopular)

Image of a lighted lighthouse: <https://www.pinterest.ph/pin/414190496953051195>

Image of a traffic light : <https://www.dreamstime.com/coloring-page-outline-cartoon-car-driver-road-traffic-light-image-transport-vehicle-children-book-kids-image163505066>

Image of a laser : https://www.123rf.com/photo_102219656_stock-vector-abstract-laser-beams-with-light-circle-and-stardust-on-transparent-background-light-effect-white-col.html

Image of a lighted projector <https://pnghut.com/png/7aWECzPFzK/multimedia-projectors-lcd-projector-projection-screens-interactivity-clip-art-clipart-transparent-png>

image of a girl with plant, animal and the sun:<https://www.clipart.email/download/23806988.htm>