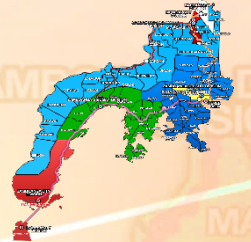




Republic of the Philippines

Department of Education

Regional Office IX, Zamboanga Peninsula



Zest for Progress
Zeal of Partnership



- JANUARY
Makugihon
- FEBRUARY
Mahigugmaon
- MARCH
Matinabungon
- APRIL
Matinahuron
- MAY
Mahapsay og Malimpyo
- JUNE
Maabtik og Musunod sa Oksaklong Oras
- JULY
Maantigo og Maabilidad
- AUGUST
Maginhumanunaon para sa Uban
- SEPTEMBER
Madaginton
- OCTOBER
Matinud-anon
- NOVEMBER
Masaligan
- DECEMBER
Maalampon

English

Quarter 3 – Module 7:

Identifying Major Points and Key Themes



Name of Learner: _____

Grade & Section: _____

Name of School: _____

English – Grade 2
Alternative Delivery Mode
Quarter 3 – Module 6: Identifying Major Points and Key Themes
First Edition, 2020

Republic Act 8293, section 176 states that: No copyright shall subsist in any work of the Government of the Philippines. However, prior approval of the government agency or office wherein the work is created shall be necessary for the exploitation of such work for a profit. Such agency or office may, among other things, impose as a condition the payment of royalties.

Borrowed materials (i.e., songs, stories, poems, pictures, photos, brand names, trademarks, etc.) included in this module are owned by their respective copyright holders. Every effort has been exerted to locate and seek permission to use these materials from their respective copyright owners. The publisher and authors do not represent nor claim ownership over them.

Published by the Department of Education
Secretary: Leonor Magtolis Briones
Undersecretary: Diosdado M. San Antonio

Development Team of the Module

Writer: Sheryl C. Orquijo

Editors: Gloria Flores
Aljanna S. Saral-Hairun

Reviewer: Valeriafides G. Corteza, PhD

Layout Artists: Gulam-Hasan C. Hairun
Aljanna S. Saral-Hairun

Management Team:

Roy C. Tuballa, EMD.JD.CESO VI

Jay S. Montealto, CESO VI

Norma T. Francisco, DM

Mildred D. Dayao, EdD

Valeriafides G. Corteza, PhD

Aida Coyme, EdD

Printed in the Philippines

Department of Education Region IX – Zamboanga Peninsula

Office Address: Pres. Corazon C. Aquino Regional Government
Center, Balintawak, Pagadian City,
Zamboanga del Sur Province 7016

Telefax: (062) 215-3753, 215-3751, 991-1907, 215-3789

E-mail Address: region9@deped.gov.ph



What I Need to Know

Reading stories is fun. It helps you develop your skills and will bring you to the world's wonderful happenings and experiences through imagination and real life experiences.

A story has its elements which gives a clearer understanding on the details in correct order. They are the *character, setting, events, and the theme*.

This module was produced for you to understand how to identify the major points and the key themes of the story.

In this module, you are expected to;

- a. Identify major points and key themes.



What I Know

Directions: Can you identify if the statement has an element of a story? Put a √ if it has and x if it does not have on the blank before each number. Write your answer on a separate sheet of paper.

_____ 1. It happened last night in the house.

_____ 2. Cheche is a brave little girl.

_____ 3. Eating candies causes tooth decay.

LESSON

1

IDENTIFYING MAJOR POINTS AND KEY THEMES

When reading a story, we feel the eagerness and excitement as it draws nearer to the end. There are some events of the story that let us remember our experiences in life.

It is important to find out what makes the story going. We will be learning all of those as we go through this module.

One by one, we will know what are the major points and the key themes with its meaning and purpose.



What's In

Directions: Read the story and answer the questions below.

The Brave Cheche

By Sheryl Orquijo

Cheche and Monay are sisters. They sleep together, eat together, and play together. Cheche is younger than Monay.

Every day, Monay buys food for snacks and they eat before they go to sleep. Monay loves to eat fruits while Cheche loves to eat candies and ice cream. It is their daily habit.

One night, the two sisters were watching television when Monay gave candies to Cheche and ate it all. After an hour, Cheche started crying because her teeth ached. She cried all time and both of them did not go to sleep.

The following day, they told their mother about it and brought Cheche to see a dentist. Cheche's five teeth were extracted and made her sad.

Cheche is a brave young girl and she learns her lesson not to eat candies and ice cream again.

1. Who are the characters in the story?
 - A. Cheche
 - B. Cheche, Monay, mother, and the dentist
 - C. Mother
 - D. Dentist

2. Where did the story happen?
 - A. At the comfort room
 - B. At their bed room
 - C. At their backyard
 - D. At their kitchen


3. The story happen _____.
 - A. One morning
 - B. One afternoon
 - C. One night
 - D. One Saturday



What's New

Directions: Below is a Story Wheel. You are going to choose the words from the box and write inside the parts of the wheel. Write your answer on a separate sheet of paper.

Characters	Story	Events
Setting	Main Idea	



Story Wheel



What Is It

The major points and key themes are very important elements of the story. You can easily identify the happenings and how the story develops.

In identifying the major points and key themes in a story, we need to know the **major points** which are the **Characters** that tell who are the persons or animals in the


story, the **Setting**, which informs the place where the story happened, the **Events** the things happened in the story, and the key **themes** or **the central idea** of the story.



What's More

Activity 1: NUMBER ME, PLEASE!

Directions: Look at the pictures. Write the numbers from 1-4 based from the story read. Write your answer on the separate sheet of paper.



What I Have Learned

In identifying the major points and key themes in a story, we need to know the **major points** which are the **characters** that tell who are the persons or animals in the story, the **setting**, which informs the place where the story happened, the **events** the things happened in the story, and the **key themes** or **the central idea** of the story.



What I Can Do

Read the story and answer the activity.

Toni

By Sheryl Orquijo

Toni is a grade two learner. He does not want to study and he always goes to school late.

One morning, his teacher Belle told him to go to school and needs to study hard. But, Toni did not listen to his teacher and continue what he was doing.

At lunchtime, he ate together with his friends at the canteen, and they advised Toni to study well and attend

school. Still, Toni did not listen to his friends.

End of the school year came and Toni found out that he will still remain in grade two because he had many failing grades.

Toni felt sorry and learned his lesson.

Directions: Read the questions and encircle the letter of the best answer. Write your answer on a separate sheet of paper.

1. Who are the characters in the story?
A. Teacher Belle C. Toni's friends
B. Toni D. Toni, Teacher Belle, and Toni's friends
2. Where did the story happen?
A. At Toni's house C. At the School
B. At the park D. At the church
3. Did Toni listen to his teacher and friends?
A. Yes C. Maybe
B. No D. I do not know.



Assessment

Directions: Read the questions carefully, then choose the letter of the best answer and write it on the space provided before each number. Write your answer on a separate sheet of paper.

- ___1. What do you call the people or animals in the Story?
A. Setting C. Events
B. Characters D. Major Points
- ___2. It informs the place and time where the story happened.
A. Setting C. Key Themes
B. Events D. Characters
- ___3. What do you call the things happened in the story?
A. Characters C. Key Themes
B. Setting D. Events



Answer Key

What I Know

1. ✓
2. ✓
3. X

What's In

1. B
2. B
3. C

What's New



Characters
Events
Setting
Main Idea

What's More

A.1-3-2-4

What I Have Learned

1. ✓
2. ✓
3. ✓

1470. 
1470. 

What I Can Do

1. D
2. C
3. B

Assessment

1. B
2. A
3. D

References

Free Pixaby Images
December 5, 2020
<https://pixaby.com>

Development Team of the Module

Writer: Sheryl C. Orquijo
Editors: Gloria Flores
 Aljanna S. Saral-Hairun
Reviewer: Valeriafides G. Corteza, PhD
Layout Artists: Gulam-Hasan C. Hairun
 Aljanna S. Saral-Hairun
Management Team:
 Roy C. Tuballa, EMD.JD.CESO VI
 Jay S. Montealto, CESO VI
 Norma T. Francisco, DM
 Mildred D. Dayao, Ed.D.
 Valeria Fides G. Corteza, PhD
 Aida Coyme, Ed. D.