



Republic of the Philippines
Department of Education
Regional Office IX, Zamboanga Peninsula

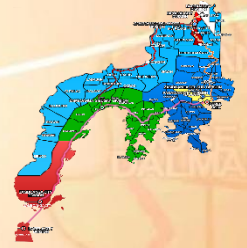


- JANUARY**
Makugihon
- FEBRUARY**
Mahigugmaon
- MARCH**
Matinabungan
- APRIL**
Matinahuron
- MAY**
Mahapsay og Malimpyo
- JUNE**
*Maabtik og Musunod sa
Dhaklong Oras*
- JULY**
Maantigo og Maabilidad
- AUGUST**
*Maginhuhuhunon
para sa Uban*
- SEPTEMBER**
Madaginton
- OCTOBER**
Matinud-anon
- NOVEMBER**
Masaligan
- DECEMBER**
Maalampon

1

English

Quarter 3 Module 4:



Zest for Progress
 Zeal of Partnership

**Noting Details Pertaining to Character, Setting,
 Events, Character Traits/Feelings
 Speaker in the Story/Poem
 Ask Simple Questions From the Text Listened**



Name of Learner: _____

Grade & Section: _____

Name of School: _____

English – Grade 1

Alternative Delivery Mode

Quarter 3 – Module 4: Noting Details Pertaining to Character, Setting, Events, Character Traits/Feelings, Speaker in the Story/Poem, Ask Simple Questions From the Text Listened

First Edition, 2020

Republic Act 8293, section 176 states that: No copyright shall subsist in any work of the Government of the Philippines. However, prior approval of the government agency or office wherein the work is created shall be necessary for the exploitation of such work for a profit. Such agency or office may, among other things, impose as a condition the payment of royalties.

Borrowed materials (i.e., songs, stories, poems, pictures, photos, brand names, trademarks, etc.) included in this module are owned by their respective copyright holders. Every effort has been exerted to locate and seek permission to use these materials from their respective copyright owners. The publisher and authors do not represent nor claim ownership over them.

Published by the Department of Education
Secretary: Leonor Magtolis Briones
Undersecretary: Diosdado M. San Antonio

Development Team of the Module

Writer: Maria Riza P. Griño

Editors: Jemma Book

Aljanna S. Saral-Hairun

Reviewer: Valeriafides G. Corteza, PhD

Illustrator: Irish Loren D. Jalon

Layout Artists: Gulam-Hasan C. Hairun

Aljanna S. Saral-Hairun

Management Team:

Roy C. Tuballa, EMD. JD. CESO VI

Jay S. Montealto, CESO VI

Norma T. Francisco, DM

Mildred D. Dayao, Ed.D

Valeriafides G. Corteza PhD

Aida Coyme, Ed. D.

Printed in the Philippines

Department of Education Region IX – Zamboanga Peninsula

Office Address: Pres. Corazon C. Aquino Regional Government Center,
Balintawak, Pagadian City, Zamboanga del Sur Province 7016

Telefax: (062) 215-3753, 215-3751, 991-1907, 215-3789

E-mail Address: region9@deped.gov.ph



What I Need to Know

Reading can stimulate your imagination and expands your knowledge of the world. Reading stories can play an important role in your growth and development. When you are exposed to reading stories, you can connect your own life and what you are reading.

This module is done for you to understand how you can comprehend stories listened easily.

In this module, you are expected to;

1. Note important details pertaining to character, setting, and events;
2. Infer the character's feelings and traits;
3. Identify the speaker in the story; and
4. Ask simple questions about the text listened to.



What I Know

Directions: Listen carefully as your mother reads to you the rhyme "Humpty Dumpty". Then answer the following questions. Circle only the letter of the correct answer.

"Humpty Dumpty"

By Mother Goose

Humpty Dumpty sat on a wall,
Humpty Dumpty had a great fall;
All the king's horses and all the king's men
Couldn't put Humpty together again.



1. Where did Humpty Dumpty sit?

- | | |
|----------|----------|
| A. table | C. wall |
| B. chair | D. floor |



2. What happened to Humpty Dumpty?

- | | |
|---------|----------|
| A. day | C. sleep |
| B. fall | D. dance |

Lesson

1

NOTING DETAILS PERTAINING TO CHARACTER, SETTING, EVENTS, CHARACTER TRAITS/FEELINGS SPEAKER IN THE STORY/POEM ASK SIMPLE QUESTIONS FROM THE TEXT LISTENED



What's In

Directions: Below are faces showing different feelings. Draw the appropriate face in the circle for each statement. *Please answer in a separate sheet*



happy



sad



afraid

- 1. Yehey! I got a new toy.
- 2. It is so dark. I could not see anything.
- 3. Alex lost his favorite toy.



What's New *(Please answer on separate sheet)*

Directions: Encircle the correct picture that answers who the speaker is in the story.

1. I sleep almost all day long. I don't know how to talk yet. So, when I need something, I cry.



What is it

In noting important details from the story or poem listened to, remember the following details:

- **Character** – It refers to a person or animal in a story/poem. They talk and do something in a story.

➤ **Setting** - It tells where and when the story takes place. It means the place and the time the story happens.

➤ **Event** – It is something that happens in the story. It describes or tells what the character does in the story.


To infer a character's traits in a story is to make an intelligent guess about his or her moods, emotions, or characteristics. A character's moods and feelings can be identified by their words, actions, or facial expressions.

A **speaker on the story** is an important feature when reading a story. The speaker itself is the character of the story. The speaker describes thoughts and feelings from his views and experiences and develops the reader's imagination and emotions.




What's More

Activity 1 Directions: Look at the pictures carefully. Color the picture that shows positive character traits/ feeling. Please answer on a separate sheet.



Activity 2 Directions: Listen to the short story. Then, encircle the correct picture that answers who the speaker is in the story. Please answer on a separate sheet.

1. I live underwater. I have eight long limbs, also known as tentacles. I have a giant and a funny looking globe-shaped head.





What I Have Learned

Directions: Listen to the rhyme "Jack and Jill" carefully, then answer the following questions. Encircle only the letter of the correct answer. Please answer on a separate sheet.

Jack and Jill

Jack and Jill went up a hill
To fetch a pail of water
Jack fell down and broke his crown
And Jill came tumbling after

1. Who are the characters in the rhyme?
A. Jack and Jill C. Cat and Pat
B. Jill and Jake D. Pepe and Pilar
2. Where did Jack and Jill go?
A. up the building C. up the hill
B. down the building D. down the hill



What I Can Do

Directions: Draw a line to match the picture with the corresponding feeling.

A

1. happy
2. angry

B

A.



B.





Assessment

Directions: Listen to the story "Nana, the Cow" carefully, then answer the questions that follow. Encircle only the letter of the correct answer. Please answer on a separate sheet.

Nana, the Cow

Nana, the cow, lives with her friends on a big farm. She likes flowers so much. One day, Nana walked away from the farm. She found a field with lots of pretty flowers. She decided to spend the day there. She smelled the flowers, listened to the birds singing, and ate some green grass. She felt drowsy. So, she decided to take a short nap.

When Nana woke up, it was dark. She was worried about how to find her way to the farm. She walked and walked in the darkness to find her friends. She began to cry. Then she heard a bark. It was Daddy, the dog from her farm. He said, "We missed you. Follow me to the farm." Nana was so happy.

1. Who is the main character in the story?
A. Nana C. Dada
B. Lala D. Papa
2. Where did the story happen?
A. in a forest C. in a farm
B. in a small house D. in a pond
3. What happened to Nana when she walked away from the farm?
A. Nana played with her friends.
B. Nana took a dip in a pond.
C. Nana was worried on how to find her way back.
D. Nana asked help from her friends.



ANSWER KEY

<p>What I Know</p> <p>1. C 2. B</p>	<p>What's In</p> <p>1. Happy 2. Afraid 3. Sad</p>	<p>What's New</p> <p>1. Baby</p>	<p>What I Have Learned</p> <p>1. A 2. C</p>
<p>What's more</p> <p>Activity 1 - Picture 1 and 3 Activity 2 - 1. Octopus</p>	<p>Assessment</p> <p>1. A 2. C 3. C</p>	<p>Do What I Can</p> <p>1. B 2. A</p>	

References:

Rosana G. Batac and Teresita B. Gutierrez, English Encounters: Reading 1, Revised Edition, 2012, pp.62

Chiarelli, et.al., "Basa Pilipinas" Teacher's Guide Grade 1 English Quarter 3, USAID Second Edition, 2016, pp. 58-60

English Grade 1 Teacher's Guide K12 Material, pp.40-44

Nana the Cow, December 10, 2020,
<https://www.elrawyy.com/2020/08/download-free-short-stories-for-reading.html>

Development Team of the Module

Writer: **María Riza P. Griño**

Editors: **Jemma S. Book**

Aljanna S. Saral-Hairun

Reviewer: **Valeriafides G. Corteza, PhD**

Illustrator: **Irish Loren D. Jalon**

Layout Artists: **Gulam-Hasan C. Hairun**

Aljanna S. Saral-Hairun

Management Team: **Roy C. Tuballa, EMD.JD. CESO VI**

Jay S. Monteaalto, CESO VI

Norma T. Francisco, DM

Mildred D. Dayao, Ed.D.

Valeriafides G. Corteza, PhD

Aida Coyne, Ed.D.