



Republic of the Philippines
Department of Education

Regional Office IX, Zamboanga Peninsula



JANUARY

Makugiton

FEBRUARY

Mahigugmaon

MARCH

Matinabangon

APRIL

Matinahuron

MAY

Mahapsay og Malinpygo

JUNE

*Maabtik og Masunod sa
Oksaktong Oras*

JULY

Maantigo og Maabilidad

AUGUST

*Maginhunahunaon
para sa Urban*

SEPTEMBER

Madaginoton

OCTOBER

Matinud-anon

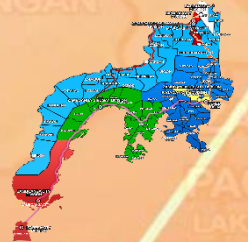
NOVEMBER

Masaligan

DECEMBER

Maatampoon

4



Zest for Progress

Zeal of Partnership

SCIENCE

Quarter 4 Module 6

Identifying Safety Precautions During Different Weather Conditions



Name of Learner: _____

Grade & Section: _____

Name of School: _____



What I Need to Know

Hello there! Did you ask yourself what precautionary measures you are going to do when a storm hits your place? This module will help you answer the questions you have about yourself.

After going through this module, you are expected to:

1. Identify safety precautions during different weather conditions. **(S4ES-IV-g-8)**



What's In

Hey kid! Are you excited to learn new lesson? Come on, please answer this activity based from your previous lessons.

Score:

5

ACTIVITY 1: "WEATHER: it's TRUE or FALSE."

Directions: Read each statement. **DRAW A SUN** on the blank if the statement is **TRUE** and **RAIN** if the statement is **FALSE**.

_____ 1. An anemometer is a device that tells the direction of the wind.

_____ 2. Weather is the same in different parts of the world.

_____ 3. If the arrowhead of the wind vane points between North and West, we say, the wind is blowing Northwest.

_____ 4. Knowing the weather condition helps us to be safe and prepare for dangers and calamities.

_____ 5. We can change the path of the typhoon or stop it from coming.



What's New




Hey kid! Well done! Welcome to the next activities.

Score:

5

ACTIVITY 2: MATCH US!

Directions: **CONNECT** the picture of the weather condition to its corresponding activities that should not be done for safety precautions.

WEATHER CONDITIONS	ACTIVITIES
 •  •  •	<ul style="list-style-type: none"> ● 1. Do not wade in dirty water. ● 2. Do not expose yourself to too much heat of the sun. ● 3. Do not drink water directly from the faucet. Floods may have been contaminated the tap water. ● 4. Do not go near coconut trees. Avoid falling debris too. ● 5. Keep the nets and do not go fishing.

Score:

5

ACTIVITY 3: Choose Me Right!

Directions: Read each situation and choose which decision you will make.

1. A fisherman was about to go fishing when he heard from the radio that there is a coming storm. He still went fishing. Did he do the right thing?

- Yes, because there are a lot of fishes to catch during a storm.
 No, because it is so dangerous to sail and catch fish.

2. The air temperature drops to 15°C. Will you wear thick clothes?

- Yes, because it is too cold outside. It will keep me warm.
 No, because the temperature is perfect for swimming.

3. You are sweeping the dried leaves in the backyard. You have noticed that the wind is blowing hard. Will you burn the dried leaves?

- Yes, so that there will be no more dried leaves in the backyard.
 No, because this will result in a big fire.

4. Pagadian City will experience cloudy skies with scattered rain showers. Should you bring your umbrella and raincoat?

- Yes, because it will tend to burst into heavy rain.
 No, because rain showers will soon stop.

5. It is a sunny day. Is it good for Wilson to go swimming?




- Yes, because the weather is good.
 No, because too much sun exposure is not good for our skin.



What's New

In addition to your learning, here is the brief explanation about the safety precautions during different weather conditions.

We need to know weather conditions to keep us safe. We plan our activities according to the kind of weather we have. Typhoons can destroy properties and lives. It is necessary and wise to prepare for emergencies for us to feel secure and safe.

SAFETY PRECAUTIONS		
BEFORE TYPHOON	DURING TYPHOON	AFTER TYPHOON
		
<ol style="list-style-type: none"> 1. Store emergency flashlights in case power will be cut off and enough foods <i>that don't need</i> cooking. Prepare first aid kit with ready medicines too. 2. Fix your house roofing and post to withstand strong winds. 3. Keep in tune always with your radio or latest updates from weather bulletins. 	<ol style="list-style-type: none"> 1. Be <i>calm, don't</i> panic. Stay inside your house. 2. Cancel plane flights and boat trips. 3. Check what is happening in your surroundings. Listen to advise of the local authorities. 4. Wear additional clothing to avoid catching cold or other respiratory diseases. 	<ol style="list-style-type: none"> 1. Check electrical posts and water pipes for damage before using them. 2. Boil drinking water to avoid water-borne diseases from contaminated water. 3. Wear protective gears such as boots in cleaning that are possible breeding place of mosquitoes.



What's More

Well done! You have come a long way in your module!
Here's more for you to understand the lesson. Good luck!

Score:

5

ACTIVITY 4: Check Me Right!

Directions: CHECK the correct condition on the following precautionary on the appropriate column in the table below.

Precautionary Measures	Before	During	After
1. Make sure the posts and roofs of your house are sturdy enough to withstand strong winds.			
2. Boil your drinking water. Floods may have contaminated the tap water.			
3. If you live in a low-lying area, be alert about <i>your local official's</i> advisory regarding evacuation.			
4. Prepare an emergency kit. It should include a flashlight, medicines, ready-to-eat packed food or canned goods, and some clothes.			
5. Stay indoors. Cancel or postpone any travel plan.			



What I Have Learned

Amazing! You reach in this page. Now complete this activity. Come on!

Score:

5

ACTIVITY 5: Fill Me Right!

Directions: Fill in the blanks with the correct word to complete the precautionary measures below. Choose your answer from the box.

emergency kit	latest news	electrician
boil	documents	rescue

1. Ask an _____ to check the electrical wirings or appliances that were soaked in floodwater.
2. Keep a battery-powered radio to keep yourself updated on the _____ about the typhoon.
3. Secure all important _____ in a waterproof bag.
4. _____ your drinking water. Even after the flood, water may not be safe to drink.
5. Prepare an _____. It should include a flashlight, medicines, ready-to-eat packed food or canned goods, and some clothing.



What I Can Do

Score:

15

Wow! You've reached in this page. Here is another activity to answer. Good luck!

Activity 6: "PICTURE ME OUT"

Directions: Choose only one statement and draw it in the box provided.

1. The family is preparing the emergency kit.
2. Tuning in the radio for the latest updates about the typhoon.
3. People are evacuating to a safer area.

Draw and write the chosen statement below.

RUBRIC				
	5	4	3	2
Content	Draw the statements completely.	Draw only of the given statements.	Draw only three statements	Draw only one to two of the given statements.
Originality/ Creativity	Draw with his/her own.	Draw with the pattern in the book.	<i>Draw, but it's not correct.</i>	Let others draw.
Neatness	The illustration is exceptionally neat. The pupil has exceeded the expectation of his/her ability.	The illustration is neat. The pupil has met all the expectations of his/ her ability.	The illustration is neat, but some parts are not. The pupil has met some expectations of his/her ability.	The illustration is messy. The pupil has not met a few.



Assessment

Score:

10

Hey kid! You are about to end this module. Good luck!

A. Directions: ENCIRCLE the letter of the best answer.

- When the wind is blowing gently, what weather do we have?
 - fine
 - stormy
 - rainy
 - windy
- Which of these tells there is an approaching storm?
 - strong winds and heavy rains
 - gentle wind and rain showers.
 - dark clouds and cool air
 - bright sunlight with a gentle wind.
- These are observed in the environment during a typhoon except one.
 - Damaged plants and structures.
 - Calm and high clouds are observed.
 - Flooded surroundings.
 - Big waves in the sea.
- Rescue and relief operations are also on-going.
 - Before a Typhoon
 - During a Typhoon
 - After a Typhoon
 - None of the above
- Lim's family plans a field trip going to Baguio when they heard over the radio that a typhoon is coming into their area. What must they do?*
 - Ignore the news they heard.
 - Postponed their plan for the field trip.
 - Evacuate to a higher place
 - None of the above

B. Directions: Rearrange the letter to form words with a given clue. Write your answer on the space provided before the number.

_____ 1. **SSLESOIPPOR**- is a water-borne disease that occurs in rodents, dogs, and other mammals and can be transmitted to humans through a flood.

_____ 2. **YNARI**- the weather that has a dark sky and rain most of the day.

_____ 3. **EAWERHT**- is the general condition of the atmosphere at any given time.

_____ 4. **NOOHPTY**- can destroy properties and lives.

_____ 5. **YROTSM** has very dark clouds, strong winds, and heavy rain.

Answer Key Q4 M6

What I can Do
Activity 6
It depends on the
drawing of the
pupil.

Assessment

A.
1. A
2. A
3. B
4. C
5. B

B.
1.
LEPTOSPIROSIS
2. RAINY
3. WEATHER
4. TYPHOON
5. STORMY

What I have learned
Activity 5
1. Electrician
2. latest news
3. Documents
4. Boil
5. Emergency Kit

What's More
Activity 4
1. Before
2. After
3. During
4. Before
5. During

What's In
Activity 1
1. False
2. False
3. True
4. True
5. False

What's New
Activity 2
1. Rainy weather
2. Sunny weather
3. Rainy weather
4. Windy weather
5. Rainy weather

What's New
Activity 3
1. No
2. Yes
3. No
4. Yes
5. Yes