

- JANUARY
Makugihon
- FEBRUARY
Mahigugmaon
- MARCH
Matinabangon
- APRIL
Matinahuron
- MAY
Mahapsay og Malimpyo
- JUNE
*Maabtik og Musunod sa
Ihsakitong Oras*
- JULY
Maantigo og Maabilidad
- AUGUST
*Maginhunahunaon
para sa Uban*
- SEPTEMBER
Madaginoton
- OCTOBER
Matinud-anon
- NOVEMBER
Masaligan
- DECEMBER
Maalampon

3

Republic of the Philippines
Department of Education
Regional Office IX, Zamboanga Peninsula



Science

Quarter 4 - Module 3 The Weather



Name of Learner: _____

Grade & Section: _____

Name of School: _____



What I Need to Know

Describe the changes in the weather over a period of time.

S3ES-IVe-
f-3



What's In

Hey kid! Are you excited to learn a new lesson? Come on, answer the activity?

Score

4

This lesson tells about the different weather conditions, cloud formation, and its effects to people, animals, and plants due to climate change.

Activity 1: "The Weather Watcher"

Directions: Look around you and at the sky above. Write your observation in your notebook. -Answer with **YES** or **NO**.

1. Is it sunny?
2. Is it raining?
3. Is it windy?
4. Is there a storm?



What's New

Hey kid! Welcome to the next activities.

4

Activity 2: "Sing-A-Song" Directions: After singing, you underline the four kinds of clouds that you hear in the song.

The Cloud Song

by Cynthia Sherwood

(Sing to the tune of "The Farmer in the Dell")

The puffy, flat, white clouds
We call them **cumulus**
Hi-ho-a-cloud-e-oh
The puffy, flat, white clouds.



The feathery, thin white clouds
Are **cirrus** high in the sky
Hi-ho-a-cloud-e-oh
The feathery, thin white clouds.



The gray and foggy clouds
Are **stratus** low in the sky
Hi-ho-a-cloud-e-oh
The gray and foggy clouds.



The dark and stormy clouds
Watch out for **nimbus** rain
Hi-ho-a-cloud-e-oh
The dark and stormy clouds.



Super Teacher Worksheets - www.superteacherworksheets.com

4 Main Types Of Clouds

Cumulus



Cirrus



Nimbus







Stratus



1. **Cumulus-** are puffy clouds that sometimes look like pieces of floating cotton.
2. **Cirrus-** is a genus of atmospheric cloud generally characterized by thin, wispy strands, giving the type its name from the Latin word cirrus, meaning a ringlet or curling lock of hair.
3. **Nimbus-** is another word associated with clouds, means precipitation is falling from the cloud.
4. **Stratus-** are low-level clouds characterized by horizontal layering with a uniform base, as opposed to convective or cumuliform clouds that are formed by rising thermals

—
4

Activity 3: “Cloud Matching”

Directions: Draw a line to match each kind of cloud to the correct names.	
	Nimbus
	Cirrus
	Cumulus
	Stratus



What is it

—
4

Procedure:

1. Observe the clouds every morning and afternoon in four consecutive days. Record your observation in your notebook using the table below. Answer the following questions.
2. On the first day, draw the form of the clouds. Make a model cloud using round cotton balls to serve as your guide in observing clouds. Paste the model cloud below your drawing. Beautify it and put some glitters on it.
3. Repeat the same procedure from Tuesday until Thursday. You must complete the activity until Thursday, the fourth day.

Table 1. Observe the clouds within four consecutive days.

Monday	Tuesday	Wednesday	Thursday

Questions:

1. Draw the forms of the clouds within four consecutive days.
 - Monday
 - Tuesday
 - Wednesday
 - Thursday
2. While observing the clouds, did you notice some changes in them? Why?



Write one or two sentences about what you learned in this activity.

What's More

Hey kid! Let's explore.

Activity 4: "My Improvised Weather" 4

Procedure: For Set, A. Making a Wind Vane.

1. Cut a paper vertically that's long as the broomstick.
2. Paste it on the tip of the broomstick. That will serve as your wind vane.
3. Could you put it in an open area?

4. Observe what will happen. In your notebook, draw the handmade wind vane.
5. Show the class what can your handmade wind vane do.



What I Have Learned

Amazing you reached this page. Come on, let's complete this activity.

3

“COMPLETE ME”

Directions: Complete the questions below.



All About Clouds

What are clouds?

What are clouds made of?

What do clouds have to do with weather?

Draw 3 different looking clouds you've seen in the sky:

--	--	--



What I Can Do

“PAINT ME”

Directions: Paint the type of clouds in the box.

4

Cirrus

Stratus

Nimbus

Cumulus



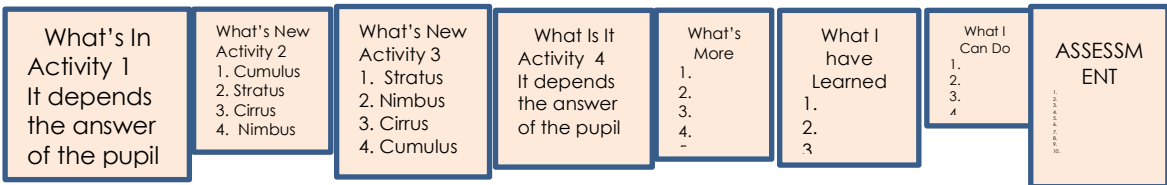
Assessment

Hey kid! You are about to end this fun module. But, take this assessment to assess if you understand your lesson. God bless!

1. Observe the sky within five minutes. Reminder: Avoid looking at the sun directly because its rays can destroy your eyes.
2. Draw the things that you see in the sky. Use a different kind of color pencils to draw in your notebook.
3. Complete the table below.

Forms of clouds	Color of the clouds

Answer Key Science 3 Quarter 4- Week 3



REFERENCES

Books:

Balagtas, M. U., Domanais, L. C., Antonio, E. D., Dallo, E. M., Briones, A. S., & Dela Cruz, S. P. (Copyright 1999, Reprint Edition, 2011). Growing with Science and Health Textbook Science and Health-Grade 3. Rex Book Store, Inc., ISBN 978-971-23-2493-2.

Balagtas, M. U., Domanais, L. C., Antonio, E. D., Dallo, E. M., Briones, A. S., & Dela Cruz, S. P. (Copyright 1999, Reprint Edition, 2011). Growing with Science and Health Teacher's Manual Science and Health-Grade 3. Rex Book Store, Inc., ISBN 978-971-23-2493-2.

Kagawaran ng Edukasyon Republika ng Pilipinas Science, Kagamitan ng mag aaral, Sinugbuanong Binisaya ISBN: 978-621-407-014-5.

Images:

www.superteacherworksheets.com

The Footprints Prayer

One night I had a dream.

I dreamed that I was walking along the
beach with the LORD.

In the beach, there were (2) sets of
Footprints –one belong to me and the
Other to the Lord.

Then Later, after a long walk, I noticed
Only set of footprints.

“And I ask the LORD. Why? Why? Why did
You leave me when I am sad and helpless?”

And the LORD replied “My son, and son, I have

never left you. There was only one (1) set of footprints

In the sand, because it was then that I CARRIED YOU!

Developmental Team

Region IX Hymn

Writer: Merlissa D. Batoctoy

Editor: Virginia L. Coot

Reviewer: Mila P. Arao

Illustrator:

Layout Artist:

Management Team:

Danny B. Cordova, Ed.D CESO VI
SDS – Pagadian City

Ma. Colleen L. Emoricha, CESE
ASDS – Pagadian City

Maria Diosa Z. Peralta
CID Chief

Zamboangenos,

Mila P. Arao

Ilocanos,

EPS – Science

OUR EDEN LAND

Here the trees and flowers bloom,
Here the breezes gently blow,
Here the birds sing merrily,
And liberty forever stays,

Here the Badjaos swam the seas
Here the Samals live in peace,
Here the Tausogs thrive so free,
With the Yakans in unity.

Gallant men And Ladies fair,
Linger with love and care,

Golden beams of sunrise and sunset
Are visions you'll never forget.
Oh! That's Region IX...

Hardworking people abound,
Every valley and dale,

Tagalogs, Bicolanos, Cebuanos,

Subanens, Boholanos, Illonggos,
All of them are proud and true
Region IX our Eden Land.

Region IX, our Eden LAND