

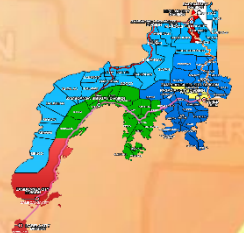


Republic of the Philippines
Department of Education
 Regional Office IX, Zamboanga Peninsula



- JANUARY**
Makugihon
- FEBRUARY**
Mahigugmaon
- MARCH**
Matinabungon
- APRIL**
Matinahuron
- MAY**
Maharsay og Matimpyog
- JUNE**
*Maabtik og Musunod sa
Ihsaklong Oras*
- JULY**
Maantigo og Maabilidad
- AUGUST**
*Maginhuhunoon
para sa Urban*
- SEPTEMBER**
Madaginoton
- OCTOBER**
Matinud-anon
- NOVEMBER**
Masaligan
- DECEMBER**
Maalampon

1



Zest for **P**rogress
 Zeal of **P**artnership

ENGLISH

Quarter 4 – Module 7: Give the Meaning of Words Using Clues



Name of Learner: _____
 Grade & Section: _____
 Name of School: _____



What I Need to Know

There are times we encounter difficult or unfamiliar words but most of the time we could unlock their meanings through clues. There are many different clues that we could use, one of which is through pictures.

Now you are going to learn how to use these clues to know the meaning of those unfamiliar words.

In this module, you are expected to:

Learning Competency:




Give the meaning of words using clues (TPR, pictures, body movements, etc.) **EN1V-IVf-j-12.1**



What I Know

Directions: Choose the correct describing word inside the box to match each picture below. Write your answer on the blanks provided.

tall	sweet	old
hot	nutritious	








What's In

You will answer an activity. I am quite sure that you can do your best on this!

Directions: Read the sentences and study the pictures. Kindly do what are being asked.



1. "Cackle" means "a loud sound usually made by birds". Circle the animal that cackles.



2. The bird's quills are made into a dancer's headdress. Color the quills.



3. Which of the activities do you enjoy doing with your fellow pupils? Check your answers.



What's New

This time, you will recite a short poem.

Cackle Cackle Mother Goose

Cackle cackle Mother Goose
Have you any feathers loose?
Truly have I, pretty fellow, Half
enough to fill a pillow.
Here are quills, take one or two,
And down to make a bed for you.





What Is It

These are the words taken from the poem. Read the words.

cackle

fellow

quills

You were able to unlock these words in the previous activity by the use of pictures, right?

So therefore with the use of **pictures** we can unlock and get the meanings of unfamiliar words. We can also use **real objects, facial expressions, and body movements** as clues in unlocking difficult words, too.



What's More

Activity 1

Directions: Look at the different facial expressions and the list of words in the box. Choose the word which goes with each picture. Write your answer on the blank provided.

1.



happy


tired

sad

sick

angry


2.



4.



3.




5.



Activity 2

Directions: Match each sentence with the correct picture. Write only the letter of the correct answer before the number.

_____ 1. They are amazed of the **giants** in the parade.



_____ 2. The **lechon** looks delicious.



_____ 3. The children are following the marching **band**.




What I have Learned

Directions: Study the words with the pictures. Choose and copy the correct word on the blank to complete each sentence.



wonder



realize



fight



invite

1. It is not good to _____ with your friends.
2. Will you join the group when they _____ you?
3. Did the girl _____ she left her wallet at home?
4. I really _____ how the things around were created," said the boy.




What I Can Do

Sing the song "Itsy Bitsy Spider".

"Itsy Bitsy Spider"

Itsy bitsy spider
Went up the water spout
Down came the rain
And washed the spider out
Up came the sun
And dried up all the rain
And the itsy bitsy spider
Went up the spout again.



Directions: Study the pictures. Choose and circle the correct meaning of the underlined words.

1.




An itsy bitsy spider means

small

big

black

2.



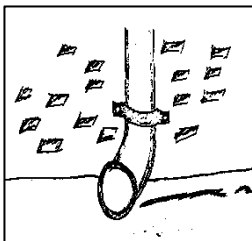
The spider washed out.

afraid

goes up

slides down

3.



Water spout means

pipe

jar

glass



Assessment


Activity 1

Directions: Draw a line to match the sentences with the pictures in each row.



She **shares** her snack with her friend.

Roy **approaches** Mina and Troy to play.




John feels **sleepy**.

The girl looks **shabby**.



Activity 2

Study the pictures and the words below them.



exercise



industrious



patience

Directions: Complete the missing word. Write your answer on the blanks provided.

1. The boy is _____. He is working hard to finish his chores at home.
2. Regular _____ can make us healthy.
3. The children showed _____ as they are quietly waiting for their turn to be served with food at the canteen.




Additional Activities

Directions: Study the pictures and complete the sentence. Write the missing word that describes each picture.



The family eats their _____.



Children need to eat _____ fruits.



Ron _____ because his knee hurts.



Jessica sings _____.



Anton _____ his pet cat.



Answer Key

<p>What I Know</p> <p>1. Old 2. sweet 3. tall 4. Hot 5. nutritious</p>	<p>Activity 1</p> <p>1. Sad 2. tired 3. sick 4. Happy 5. angry</p>	<p>Activity 2</p> <p>1. B 2. C 3. A</p>	<p>What I Have Learned</p> <p>1. Fight 2. Invite 3. Realize 4. Wonder</p>	<p>What I can Do</p> <p>1. Small 2. Slides down 3. pipe</p>	<p>Assessment</p> <p>Activity 2</p> <p>1. Industrious 2. Exercise 3. patience</p>	<p>Additional Activities</p> <p>1. (answers may vary) 2. (answers may vary) 3. cries 4. (Answer may vary) 5. feeds</p>	<p>assessment Act. 1</p> <p>1. jump 2. dance 3. sing 4. play 5. read</p>
---	---	--	--	--	---	---	---

References

Grade-I English Teacher's Guide, pp.304, 308, and 311
 Grade 1 English Activity Sheets (3rd-4th Quarter) pp.
 8,9,11,15,16,25,84,98,101,and 102

Development Team

Writer: Jobelle B. Francisco CP#0905 917 2386

Co-Writer: Marycor L. Rago

Illustrator: Marycor L. Rago

Layout Artist: Glen Mark B. Zamora

Tagapamahala: Juliето H. Fernandez, Ed. D., CESO VI
SDS-Isabela City
Maria Laarni T. Villanueva, Ed. D., CESE
ASDS-Isabela City
Henry R. Tura, CID Chief
Elsa A. Usman, EPS, LR Supervisor
Helen De Leon, EPS-English, Module Coordinator

