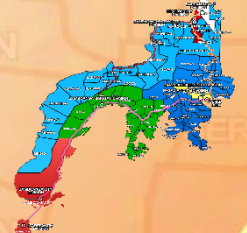




Republic of the Philippines
Department of Education
 Regional Office IX, Zamboanga Peninsula



1



Zest for **P**rogress
 Zeal of **P**artnership

ENGLISH

Quarter 4 – Module 4: Describing Words for People, Objects and Things: Height and Weight



Name of Pupil: _____

Grade & Section: _____

Name of School: _____

- JANUARY
Makugihon
- FEBRUARY
Mahigugmaon
- MARCH
Matinabungon
- APRIL
Matinahuron
- MAY
Maharsay og Matimpyog
- JUNE
*Maabtik og Musunod sa
Ihsaklong Oras*
- JULY
Maantigo og Maabilidad
- AUGUST
*Maginhuhunoon
para sa Urban*
- SEPTEMBER
Madaginoton
- OCTOBER
Matinud-anon
- NOVEMBER
Masaligan
- DECEMBER
Maalampon



What I Need To Know

This module was designed and written to help you recognize describing words for people, objects and things (height, weight).

The module is complete in parts ranging from discussion, illustrations, activities, and assessment. That may help pupils enhance and use describing words correctly in sentences.

Learning Competency






1. Recognize describing words for people, objects, things, and places (color, shape, size, height, weight, length, distance, etc). (EN1G-IVf-j-5)

1.3 Recognize describing words for people, objects and things (height, weight)



What I know

Direction: Draw a line to match each picture to the correct describing word

- | | | | | |
|----|---|---|---|---------------|
| 1. |  | * | * | big tractor |
| 2. |  | * | * | little dog |
| 3. |  | * | * | long pencil |
| 4. |  | * | * | tall building |
| 5. |  | * | * | light feather |



What's In

Directions: Draw a 😊 on the line if it is a describing word, ☹️ if not.

_____ 1. yellow

_____ 3. rectangle

_____ 5. fat

_____ 2. run


_____ 4. eat




What's New

Today we will sing a song "I'm a Little Tea Pot"
Get ready and let us sing it together.

I'm a Little Tea Pot



I'm a little tea pot
Short and stout
Here is my handle
Here is my spout
When the water's boiling
Hear me shout
Lift me up and pour me out





What Is It

What is the song all about? It is about a _____

- a. big teapot b. little teapot c. little cup

What can you say about the teapot?

- a. little, short and stout
b. big, heavy and long
c. little, dirty and black

REMEMBER

Little, short, stout, tiny, long, thin, tall, heavy and light, huge, large, cute slim are also called describing words.

It tells about the height and weight of people, objects and things, etc.




What's More

Activity 1

Directions: Encircle the word that best describes the picture.

1.  tall heavy long

Example: small – is used to describe the weight


2.  thin small giant


3.  long wide tall

Activity 2

Directions: Box the correct describing word in the parenthesis to complete the sentence.

1.  The book is (thin, thick, slim).

2.  An ocean is (heavier, less, larger) than a river.

3.  Ana has (short, long, curly) hair.



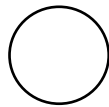
What I Have Learned

Directions: Color the objects that describe height and weight.

1. height



tall



round



high



dwarf

2. weight



light



big



heavy



long



What I Can Do

Directions: Underline the describing words in the sentence.

1. That tree is big.
2. Jane wants to cut her hair short.
3. Sam and Tom are both tall.



Assessment

Directions: Choose the correct letter that best describe the picture.



1. _____ grasses are on my garden.

- a. tall b. heavy c. large

2.



I like _____ dresses.

- a. big b. long c. stout

3.




I have a _____ teapot.

- a. long b. tall c. little



She has a _____ doll.

- a. tiny b. long c. slim



The man is carrying a _____ log .

- a. slim b. stout c. heavy




Additional Activity

Directions: Connect a line to where the words belong.

height

weight



light

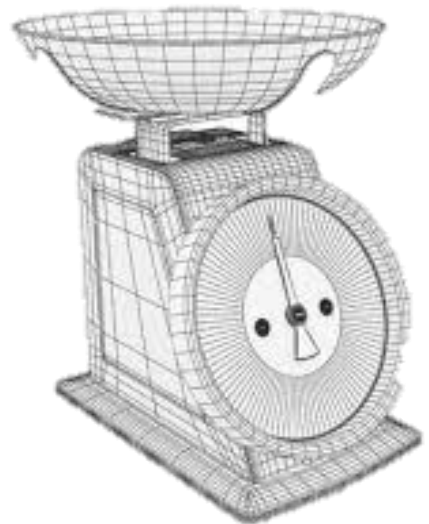
big

tall

high

long

heavy





Answer Key

<p>What's More</p> <p>Activity 1.</p> <p>1. b. small 2. a. thin 3. a. long</p> <p>Activity 2</p> <p>1. thick 2. larger 3. long</p>	<p>What's In</p> <p>1. 1. 2. 2. 3. 3. 4. 4. 5. 5.</p>	<p>What I Can Do</p> <p>1. a. tall 2. b. long 3. c. little 4. a. tiny 5. c. heavy</p>	<p>What's Know</p> <p>1. long pencil 2. tall building 3. light feather 4. big tractor 5. little dog</p>
<p>Additional activity</p> <p>weight light big heavy</p>	<p>Assessment</p> <p>height tall high long</p>	<p>What is It</p> <p>1. b. little teapot 2. a. little, short and stout</p>	

References:

- Growing in English Language Textbook For Grade One pg. 188
- English Teachers Guide for Grade One pg. 307
- English activity sheets Grade 1 Fourth Edition pg. 2,84,89

DEVELOPMENT TEAM

Writer: Maria Lourdes C. Penat CP#0953 325 5059

Co-writer: Louisamar R. Fantilagan

Editor: Ma. Gina G. Guerrero

Language Editor: Ellen E. Sarate

Proof Reader:

Illustrator: Francis G. Costan

Layout Artist: Glen Mark B. Zamora

Management Team:

Julieto H. Fernandez, Ed. D., CESO VI
SDS-Isabela City

Maria Laarni T. Villanueva, Ed. D., CESE
ASDS-Isabela City

Henry R. Tura, CID Chief

Elsa A. Usman, EPS, LR Supervisor

Jani P. Ismael, EPS-MAPEH, Module Coordinator

