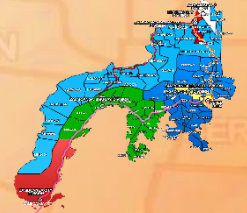




Republic of the Philippines
Department of Education
Regional Office IX, Zamboanga Peninsula



5



Zest for **P**rogress
 Zeal of **P**artnership

English

Quarter 4 – Module 2: Analyzing Multimedia Elements that Contribute to the Meaning of a Text



Name of Learner: _____

Grade & Section: _____

Name of School: _____

JANUARY
Makugihon

FEBRUARY
Mahigugmaon

MARCH
Matinabunyon

APRIL
Matinahuron

MAY
Mahapsay og Matimpyo

JUNE
*Maabtik og Musunod sa
 Oksuklong Oras*

JULY
Maunting og Maabilidad

AUGUST
*Maginhuhunyon
 para sa Urban*

SEPTEMBER
Madaginoton

OCTOBER
Matinud-anon

NOVEMBER
Masaligan

DECEMBER
Maalampon



What I Need to Know

Multimedia is a combination of text, graphic, sound, animation, and video that is delivered interactively to the user by electronic or digitally manipulated means.


In this module, you will learn to:

1. Analyze how visual and multimedia elements contribute to the meaning of a text. (EN5VC-1vd-1.7.1)
- 1.2 Analyze how multimedia elements contribute to the meaning of a text.



What I Know

Directions: Complete the puzzle using the words and definitions below.




Across

3. Produced by vibration, as perceived by the sense of hearing.
4. The illusion of motion created by the consecutive display of images of static elements.

Down

1. A picture that expresses a thousand words.
2. It is the technology of capturing, recording, processing, transmitting, and constructing moving pictures.
5. The most basic element of multimedia.





What's In

Directions: Read the text. Then look closely at the image below.



Source:

<https://www.quoteswave.com/picture-quotes/70060>

1. What is the authors' message?

2. Does the visual presentation speak of the meaning of the message? Why?

3. How do the text and the visual presentation connect to the title of this lesson?



What's New

Direction: Look at the picture then answer the following questions.



Source:

<https://m.facebook.com/dzbb594/videos/tuloy-tuloy-ang-buhos-ng-mga-pinakamainit-at-bagong-bagong-mga-balita-kaugnay-s/961257770997724>

1. What is shown in the picture?

2. What does the picture represent?

3. Does it convey the message to the viewers? How?



What is it?

Multimedia is a measure that uses a combination of different content forms such as text, audio, images, animation, video and interactive content. Multimedia contrasts with media that use only computer displays such as text-only or traditional forms of printed or hand-produced material.

Multimedia can be recorded and played, displayed, interacted with or accessed by information content processing devices, such as computerized and electronic devices. It can also be a part of a live performance.

5 Elements of Multimedia

1. Text

| ROAD SAFETY | Basic | Intermediate | Advanced |
|--|-------|--------------|----------|
| First, before crossing the road, make sure you look to your left, to your right and then left again. | | | |
| Then, walk carefully to cross the road | | | |

- A broad term that contains words to express something.
- Text is the most basic element of multimedia.
- A good choice of words could help convey the intended message to the users (keywords).
- A text is used in contents, menus, and navigational buttons.

2. Graphic

| ROAD SAFETY | Basic | Intermediate | Advanced |
|--|-------|--------------|----------|
| First, before crossing the road, make sure you look to your left, to your right then left again. | | | |
| | | | |
| Then, walk carefully to cross the road | | | |
| | | | |

- Two-dimensional figure or illustration
- Could be produced manually (by drawing, painting, carving, etc.) or by computer graphics technology.
- Used in multimedia to show more clearly what a particular information is all about (diagrams, picture).
- A picture that expresses a thousand words.

3. Audio

- Please search for the link below for the example of audio.

<https://youtu.be/ZOEMObqS90U>

- Produced by vibration, as perceived by the sense of hearing.
- In multimedia, audio could come in the form of speech, sound effects and also music score.

4. Animation

- Please search for the link for the example of animation.

https://youtu.be/-D_Np-3dVBQ

- The illusion of motion created by the consecutive display of images of static elements.
- In multimedia, animation is used to further enhance/ enrich the experience of the user to further understand the information conveyed to them.

5. Video

- Please search for the link for the example of video.

<https://youtu.be/0Puv0Pss33M>

- Is the technology of capturing, recording, processing, transmitting, and constructing moving pictures.
- Video is more towards photo realistic image sequence/ live recording as in comparison to animatio.
- Video also takes a lot of storage space. So plan carefully before you are going to use it.

When you are reading, sometimes it can help to have pictures, videos, or sounds to help you understand the text.

Multimedia elements can help readers clarify meaning while reading in many ways. Visuals or interactive elements help the reader understand the vocabulary being used in the text. For instance, if you didn't know about kryptonite, a picture of the rock and what it does to Superman would let you know that it hurts them.



What's More

Activity I:

Direction: Match the multimedia cues from Column A to the appropriate text related to news clips to Column B.

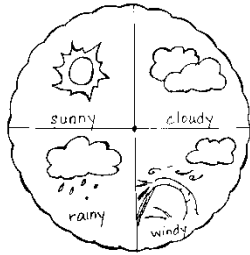
Column A

1.




•

2.



•

3.




•

4.



•

5.



•

Column B

• A. Health

• B. Investigation

• C. Weather

• D. Showbiz

• E. Sports


Activity II

Directions: Read and interpret the poem. Draw your interpretation inside the box.

My Gift

by: Christina Rossetti

What can I give Him,
Poor as I am?
If I were a shepherd
I would bring a lamb
If I were a Wise Man,
I would do my part---
Yet what can I give Him,
Give my heart.



What I Have Learned

Directions: Fill in the blank with the correct word to complete the statement. Choose from the given words inside the box.

| | | |
|------------|-----------|--------------|
| Multimedia | text | computerized |
| reading | animation | elements |

When you are (1)_____, sometimes it can help to have pictures, videos, or sounds to help you understand the text.

(2)_____ is content that uses a combination of different content forms such as text, audio, images, (3)_____, video and interactive content.

Multimedia can be recorded and played, displayed, interacted with or accessed by information content processing devices, such as (4)_____ and electronic devices.


Multimedia elements can help readers clarify meaning while reading in many ways. Interactive (5)_____ help the reader understand the vocabulary being used in the text.



What I Can Do

Directions: Answer the riddle with the help of the series of pictures inside the box.

1.




I will be there in times of troubles.
Fighting villain is my job.
Protecting people is what I do.
Who am I? _____

2.



Covid 19 made me very busy.
Curing and protecting people
against the virus is my job.
Who am I? _

3.




I'm a product of technology.
People use me to make their life easier.
What am I? _____



Assessment

Direction: Read each item carefully and choose the letter of the correct answer.

Tommy cannot decide what top he should wear. Closing his eyes, he imagines all that he has.



1. **WITHOUT** the added image, the reader might assume _____.


Select the phrase that best completes the above sentence.

- A. that Tommy is talking about shirts.
- B. that the author is confused.
- C. that Tommy is confused.
- D. that Tommy is playing a game.

2. Which visual aide works best in informational text?

- A. internet link
- B. illustration
- C. text only
- D. bar graph

Eliza stood beside the winding train. It seemed to go on for miles and miles! The noise was unbearable at times and she was constantly dirty. Mother and Father told her that this would not be a fun way to travel but she was so excited to go that she said she did not care. Now, all that Eliza can think of is clean bed and a quiet rest.



3. Select the phrase that best completes the below sentence.
Without the added image, the reader might _____.
- A. think Eliza is describing a car ride.
 - B. think Eliza is describing an actual train ride.
 - C. believe the author is confused.
 - D. think the author needs more details.
- 4.. How does a multimedia element like graphic helps contribute to the meaning of the text?
- A. It provides factual information.
 - B. It provides the key events.
 - C. It provides illustrations.
 - D. It provides clearer understanding of the text.
5. What is media in relation to text?
- A. Media uses sounds, images, and language.
 - B. Media uses sounds, movies, and language.
 - C. Media uses sounds, verbs, and metaphors.
 - D. Media uses sounds, similes, and alliteration.

Activity II

Directions: Observe the picture and answer the question.



Source:

<https://wikiwandfloodbasicsandsafety.com>

1. Make a news clip based on the picture above.

| |
|-------------------------------|
| <hr/> <hr/> <hr/> <hr/> <hr/> |
|-------------------------------|



Answer Key

What's In
1. - 3. (Answers may vary)

What's New

What I Know
1. GRAPHIC
2. VIDEO
3. AUDIO
4. ANIMATION
5. TEXT

What's More

Activity I:
1. B
2. C
3. D
4. E
5. A

(Answers may vary)

What I Have Learned
1. reading
2. Multimedia
3. text
4. computerized
5. elements

What I Can Do
1. SUPERHEROES
2. FRONTLINERS
3. GADGETS

Assessment

References:

Book

Source:

Kristine Erika C. Castillo et.al., Joy in Learning Eanglish, 1253 G. Araneta Avenue, Quezon City, Philippines, Vibal Group, Inc. 2016, 29

Website

Source:

www.slideshare.net/azira96/chapter-1-introduction-to-multimedia

www.canva.com/learn/picture-quotes/

<https://www.lumoslearning.com/llwp/resources/free-math-english-worksheets/sample-word>

<https://m.facebook.com/dzbb594/videos/tuloy-tuloy-ang-buhos-ng-mga-pinakamainit-at-bagong-bagong-mga-balita-kaugnay-s/961257770997724>
<https://youtu.be/ZOEMObqS90U>
<https://wikiwandfloodbasicsandsafety.com>

Blog

Source: Matt Miltonberger“ Climate Change – We are the PROBLEM & the SOLUTION (Animated Onfographic) May 20, 2017

https://youtu.be/-D_Np-3dVbQ

WWF International “ How to Save Our Planet” April 5, 2019

https://youtu.be/-D_Np-3dVbQ

DEVELOPMENT TEAM

Writers: Ericka Eunice A. Dela Cruz/T-I/ Isabela East Central Elementary School
Irene S. Pamaran/ T-I/ Isabela East Central Elementary School
Herman M. Patrimonio/ MT-I/ Isabela East Central Elementary School

Editor

Language Editor:

Proof Reader:

Illustrators: **Mary Joy S. Pecasis/ T-I/ Isabela East Central Elementary School**

Layout Artist: **Rex Paul A. Tagud/SPET-I/ Isabela East Central Elementary School**

Management Team:

Julieto H. Fernandez, Ed. D., CESO VI

SDS-Isabela City

Maria Laarni T. Villanueva, Ed. D., CESE

ASDS-Isabela City

Henry R. Tura, CID Chief

Elsa A. Usman, LR Supervisor

Jani P. Ismael, EPS-MAPEH, Module Coordinator

