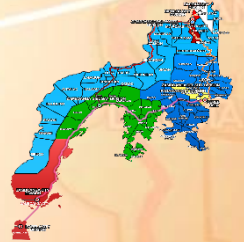




Republic of the Philippines
Department of Education
 Regional Office IX, Zamboanga Peninsula



2



Zest for Progress
 Zeal of Partnership

ENGLISH

Quarter 4 – Module 8:
 Reading Phrases, Sentences, and Short Stories



- JANUARY
Matuguhon
- FEBRUARY
Mahigugmaon
- MARCH
Matinabungan
- APRIL
Matinahuron
- MAY
Makapsay og Malimpyo
- JUNE
*Maablik og Masunod sa
Dhasalng Oras*
- JULY
Maantigo og Maabilidad
- AUGUST
*Maginhuhunyon
para sa Uban*
- SEPTEMBER
Madaginaton
- OCTOBER
Matinud-anon
- NOVEMBER
Masaligan
- DECEMBER
Maalampon

Name of Learner: _____

Grade & Section: _____

Name of School: _____



What I Need to Know

How are you children?

Reading is the most essential skills for learning. In this module the activities given will guide you and aim to reach the learning objective aligned with the Most Essentials Learning Competencies (MELCS) specifically:


1. Read phrases, sentences, and short stories consisting of words with short e, a, i, o, and u then answer the Who, What and Where questions about them. (Uncoded)

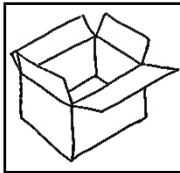



What I Know

- I. Look at the pictures inside the box. Choose the correct phrase or sentence that tells about the pictures.

Encircle the letter of the correct answer.

1.  A. a big pen
B. a big pot
C. a big bag
D. a big mug

3.  A. a pan
B. an ant
C. a box
D. a can

2.  A. The cat sat on the mat.
B. The cat is in the box.
C. The cat run to the can.
D. The cat is on the pan.

- II. Read the short story then answer the questions below. Write the correct letter on the space provided for.

My Bag

I have a new bag. The color of my bag is red. My mother bought it for me at the mall. My mother loves me so much and I love her too.

- _____ 1. What is the color of the bag?
A. red B. blue C. yellow D. black
- _____ 2. Who bought the red bag?
A. father B. sister C. mother D. brother
- _____ 3. Where did mother buy the bag?
A. market B. mall C. town D. store



What's In


Read the words below with different medial sound.

hat	hut	hot	san	sin	son	cub	tub
ran	run	Ren	bat	bit	but	rub	hub



What's New

Read the phrases, sentences, and short story in each column.

Phrases	Sentences	Short Story
1. the cub	1. This is Rendel the cub.	 <p>This is Rendel the cub. Rendel is in the hot tub. Rendel rubs his armpit. The tub is full of suds and bubbles. Rendel felt happy in the tub.</p>
2. hot tub	2. Rendel is in the hot tub.	
3. rubs his armpit	3. Rendel rubs his armpit.	
4. full of suds	4. The tub is full of suds and bubbles.	
5. in the tub	5. Rendel felt happy in the tub.	



What is It

The first column in the **What's New** is called Phrases. **Phrases** are group of words that does not express a complete thought. The second column is called sentence. **Sentence** are group of words that expresses a complete thought. Short e, a, i, o, and u are words with medial vowel sounds like cub, hot, tub, pig, hen etc. The third coulmn is a **Short Story**.

Below are examples of phrases and sentences consisting of short e, a, i, o, and u.

A. Read the phrases and sentences below. Words with short e, a, i, o, and u, were being underlined.

1. a fast car
2. a small pin
3. the wet pan
4. It is hot during summer.
5. The coconut is on the rug.

B. From the short story read in the third column, let us answer some comprehension questions.

1. Who is the cub?

Answer: Rendel is a cub.

2. Where is Rendel?

Answer: Rendel is in the hot tub.

3. What is the tub full of?

Answer: The tub is full of suds and bubbles.



What's More

A. Match the picture in Column A to the correct phrase that tells about it in Column B. Connect it with a line.

1.



A. suds in the tub

2.



B. a hot can

3.



C. boy in the mud

B. Read the sentences and then answer the questions.

1. The bug is in the puddle.

a. Where is the bug? _____

2. The farmer has a big coconut.

a. What does the farmer have? _____

C. Read the short story. Answer the questions below.

Ted and His Hen
Ted has a hen. His hen is red. His hen sits in a box. Ted found ten eggs in a box. He is happy for the eggs.

1. Who has a hen? _____ has a hen.
2. What is the color of the hen? The hen is _____.
3. Where did the hen sit? The hen sits on a _____.



What I Have Learned

A. Read the phrases and draw it inside the box.

1. cat on a chair




2. wig on a bed



B. Study the pictures. Supply the missing words to complete the sentence.



1. _____ has a _____.
2. _____ has a _____.



C. Read the short story inside the box then answer the questions below. Write only the letter on the space provided for.

Monina will have supper. She has a hamburger in a bun. She has milk in a cup.
Yummy, yummy supper






- _____ 1. Who will have supper?
A. Monina B. Marina C. Marissa D. Marie
- _____ 2. What will she have for supper?
A. ham B. milk C. hamburger and milk D. rice
- _____ 3. Where do you think is the setting of the story?
The setting of the story is in a _____.
A. garden B. kitchen C. market D. playground




What I Can Do

A. Look at these pictures. Check the box which has correct phrase that tells about each picture.

1.		<input type="checkbox"/> mop on a bed <input type="checkbox"/> bag on a bed <input type="checkbox"/> pen on a bed
2.		<input type="checkbox"/> bell on the mat <input type="checkbox"/> bag on the mat <input type="checkbox"/> bat on the mat
3.		<input type="checkbox"/> a big bib <input type="checkbox"/> a small bib <input type="checkbox"/> a wet bib

B. Study the picture. Complete the sentences that tells about the picture.


1.  The dress has _____.

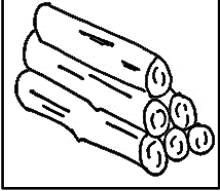
2.  Monica is _____ the _____.





Assessment


I.A. Look at the pictures inside the box. Choose the correct phrase or sentence that tells about the pictures. Write only the letter of the correct answer on the space before the number.

____ 1.  A. dog in a box
 . B. rat in a box
 C. fox in a box
 D. cat in a box

- ___2.  A. seven logs
B. six logs
C. eight logs
D. nine logs

- ___3.  A. girl feeding
B. boy feeding
C. boy playing
D. girl dancing

- ___4.  A. The pen is on the table.
B. The mop is on the table.
C. The bag is on the table.
D. The mug is on the table.

- ___5.  A. I get a wig.
B. I get a ham.
C. I get a pin.
D. I get a bud.

II. Read the story below then answer the questions. Write only the letter on the space provided for.

The Bug on the Barber's Bed

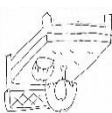

By Amcy M. Esteban

The barber was on the bed when an ugly insect crawled. Down crept the bug, and went on his back. Out came the bug and scared the barber up. Now, the little baby bug slept happily on his bed.

1. Who was on the bed?
A. barber B. insect C. bug D. the little baby bug
2. What crept on the barber's back?
A. a bug B. a dog C. a cat D. a hen
3. Where do you think did the barber go?
A. on the bed B. in the mall C. outside D. in the room



Answer Key

<p>Assessment</p> <p>I. D. 1. B. 2. A. 3. D. 4. D. 5.</p> <p>II. 1. A 2. A 3. C</p>	<p>What's More</p> <p>A. 1. A suds in the tub B. a hot can C. boy in the mud</p> <p>B. 1. in the puddle 2. a big coconut</p> <p>What I Can Do</p> <p>A. <input checked="" type="checkbox"/> mop on a bed <input type="checkbox"/> bag on a bed <input type="checkbox"/> pen on a bed <input type="checkbox"/> bell on the mat <input type="checkbox"/> bag on the mat <input checked="" type="checkbox"/> bat on the mat <input type="checkbox"/> a big bib <input type="checkbox"/> a small bib <input type="checkbox"/> a wet bib</p> <p>B. 1. The dress has a tag. 2. Monica is feeding the hen.</p>	<p>What I Know</p> <p>I. 1. B 2. A 3. C</p> <p>II. 1. A 2. C 3. B</p> <p>What I Have Learned</p> <p>A. 1.  1. 2.  2.</p> <p>B. 1. Pam has a hen. 2. Pam has a bag.</p>
--	---	--

Reference:

Felicitas E. Pado, et. al., Let's Begin Reading in English 2, Learner's Material, Department of Education, 2013, 409-429

Development Team

Writer: Flericel M. Revilla
Latuan Elementary School

Editor: Helen D.R. De Leon
Education Program Supervisor

Reviewer: Myrna M. Sarapuddin
Public Schools District Supervisor

Illustrator: Javier A. Ladja
Kapatagan Diutay Elementary School

Layout Artist: Javier A. Ladja
Kapatagan Diutay Elementary School

Management Team: Julieta H. Fernandez, OIC-SDS
Maria Laarni T. Villanueva, OIC-ASDS
Eduardo G. Gulang, SGOD Chief
Henry R. Tura, CID Chief
Elsa A. Usman, EPS, ADM Module Coordinator
Violeta M. Sta. Elena, EPS-EsP



