

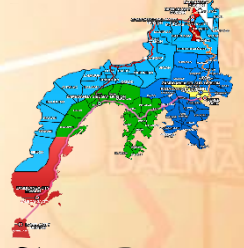


Republic of the Philippines
Department of Education
 Regional Office IX, Zamboanga Peninsula



- JANUARY**
Matuguhon
- FEBRUARY**
Mahigugmaon
- MARCH**
Matinabungan
- APRIL**
Matinahuron
- MAY**
Mahapsay og Malimpyo
- JUNE**
*Maablik og Masunod sa
Dhasaklong Oras*
- JULY**
Maantigo og Maabilidad
- AUGUST**
*Maginhuhuhunon
para sa Uban*
- SEPTEMBER**
Madaginaton
- OCTOBER**
Matinud-anon
- NOVEMBER**
Masaligan
- DECEMBER**
Maalampon

2



Zest for Progress
 Zeal of Partnership

English

Quarter 4 - Module 3:

2-Syllable Words in CVC Pattern



Name of Learner: _____

Grade & Section: _____

Name of School: _____



What I Need to Know

This module will help you learn to spell 2-syllable words with short vowel in CVC pattern.

At the end of this module you are expected to:

- Spell 2-syllable words with short a,e,l,o and u sound in CVC pattern
(EN2PWR-IIIId-f-7.1)



What I Know

Directions: Study the following picture.

Write the number of syllables for each picture.




churches



running



barber



picture



necklace


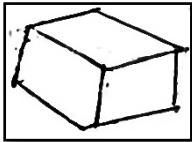


What's In

The teacher reviews the past lesson to measure the pupils' background about the topic.

Directions: Match the picture with its sight word by choosing the words inside the box. Write your answer below.

Flower running bottle box ribbon



What's New

Read the story below. Then answer each questions after.

The Farmer and the Seed

By: Amcy M. Esteban

The farmer plants a seed
Then, a sprout, and the leaves,
Slowly, the buds come out!
They grow bigger and bloom in the
garden.

Let us check your understanding about the story. Write your answer in your answer sheet.

1. Who plants the seed? _____
2. What happens to the seed? _____
3. Where do the seeds grow? _____
4. How many syllables are there in the words farmer, bigger, and garden ?



What is it

In reading a word, we read it by syllables to get the correct pronunciation. Let us always remember that through syllabication we can read clearly and correct pronunciation.

Read each picture clap your hands per syllable, then spell it.



far-mer _____ f a r m e r




big-ger _____ b i g g e r



gar-den _____ g a r d e n



jum-ping _____ j u m p i n g



rib-bon _____ r i b b o n





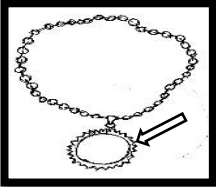


What's More

Directions: Look at the pictures below.

Choose the correct word in the box and write the correct syllabication in each picture.

horses	pendant	picture	doctor	number
--------	---------	---------	--------	--------




What I Have Learned

- Spell 2-syllable words with short a,e,i,o and u sound in CVC pattern

Directions: Study the picture below.

Choose the correct word in the box and fill in on the blank.


pencil doctor farmer horses picture

1. The  _____ plants the seed.

2. The  _____ gives some medicine to the sick.

3. Mario has a  _____ frame.

4. The  _____ run quickly.


5. The  _____ is long.





What I Can Do

Let us check your knowledge if you can apply it.

Directions: Write the correct spelling of the picture inside the box.




Assessment


Directions: Study the picture.

Encircle the letter of the correct answer.

1. What is the correct syllable for this picture? 
- a. num-ber b. numb-er c. nu-mber d. num-be-r

2. What is the correct spelling of this picture? 
- a. baxes b. boxces c. boxes d. boxses

3. How many syllables are there in the word dancing? 
- a. 3 b. 2 c. 4 d. 5

4. What is the girl doing in the picture? 
- a. jumping b. swimming c. singing d. sleeping

5. The dog is barking.  How do we write barking in syllable?
- a. bar-king b. bark-ing c. bar-ki-ng d. ba-rking

Answer Key:

<p>What I Know</p> <p>2 syllable</p>	<p>What's In</p> <p>1. box 4. bottle 2. flower 5. running 3. ribbon</p>	<p>What's New</p> <p>1. sprout 3. ribbon 2. flower 4. 2</p>	<p>What's More</p> <p>1. doctor 3. picture 2. number 4. horses 5. pendant</p>
<p>What I Have Learned</p> <p>1. farmer 3. picture 2. doctor 4. horses 5. pencil</p>	<p>What I Can Do</p> <p>1. hammer 3. garden 2. farmer 4. summer 5. bottle</p>	<p>Assessment</p> <p>1. a 3. b 2. c 4. c 5. a</p>	

References

Let's Begin Reading in Grade- 2
Learner's Material
First Edition, 2013, pp: 429,431,449
Published by: Department of Education
Authors: Felicitas E. Pado, et.al

Development Team	
Writer:	Teresita S. Madrid Teacher-II, Lanote Elemnetary School Isabela City, Basilan
Editor/QA:	Helen DR. De Leon EPS-English Module Coordinator
Reviewer:	Ester S. Larracochea PSDS/ North 2
Illustrator:	Jedfrol Klent B. Saavedra Masola Elementary School
Layout Artist:	Javier A. Ladja Kapatagan Diutay Elementary School
Management Team:	Julieto H. Fernandez, Ed. D.,CESO VI Schools Division Superintendent Isabela City. Basilan Ma. Laarni T. Villanueva, Ed., D. CESE Assistant Schools Division Superintendent Henry R. Tura CID Chief

