



Republic of the Philippines
 Department of Education
 Regional Office IX, Zamboanga
 Peninsula

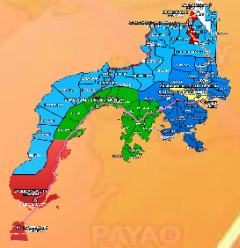


- JANUARY
Malugiton
- FEBRUARY
Mahigugmaon
- MARCH
Matinabungan
- APRIL
Matinahuron
- MAY
Mahapsay og Malimpyo
- JUNE
*Maabtik og Musunod sa
Dhaklong Oras*
- JULY
Maantigo og Maabilidad
- AUGUST
*Maginhuhunoon
para sa Uban*
- SEPTEMBER
Madaginton
- OCTOBER
Matinud-anon
- NOVEMBER
Masaligan
- DECEMBER
Maalampon

2

MUSIC

Quarter 2 - Modyul 1: *Zest for Progress
Zeal of Partnership*



Pinanggalingan ng Tunog



Name of Learner: _____

Grade & Section: _____

Name of School: _____



Alamin

Halina at pakinggan ang mga tunog sa kapaligiran at alamin ang pinagmulan

Pagkatapos ng araling ito, ang mga bata ay inaasahan na makakamit ang mga sumusunod na layunin:

A. Nakalilikha ang iba't-ibang tunog sa pamamagitan ng mga galaw ng katawan. **MU2TB-IIIa-2**

B. Nakikilala ang mga karaniwang instrumentong pangmusika mula sa mga tunog at larawan.

MU2TB-IIIb-2

C. Nakikilala ang pagkakaiba ng pagsasalita at pag—awit.

MU2TB-IIIc-4

D. Nakaaawit nang may angkop na tunog o himig (mula sa anumang instrumento) . **MU2TB-IIIc-5**




Modyul

1

Pinanggalingan ng Tunog



Balikan

Panuto : Iguhit ang kamay (), paa, () at bibig () sa patlang kung saan sa mga bahagi ng katawan ang nagpapakita ang iba't-ibang tunog.

- _____ 1. Paghampas ng tambol
- _____ 2. Huni ng ibon
- _____ 3. Naglalakad ang tandang
- _____ 4. Sumisipol gamit ang pito
- _____ 5. Tumatakbo ang kabayo.



Tuklasin

Tunog Ko, Gayahin Mo

Kay sarap sa bukid! Tayo nang mamasyal habang inaawit natin ang “Old Mac Donald Had a Farm”. Tularan natin ang galaw ng mga alagang hayop ni Mc Donald.

Old Mac Donald Had A Farm

Old MacDonald Had A Farm Old MacDonald had a farm, E I E I O,
And on that farm he had a cow, E I E I O. With a moo moo here and
a moo moo there, Here a moo, there a moo, everywhere a moo
moo. Old MacDonald had a farm, E I E I O. 2. Pig – oink, oink 3. Duck
– quack, quack 4. Horse – neigh, neigh 5. Chickens – cluck, cluck

http://youtube/Wm4R8_dod8kU

Panuto: Sagutin ang mga sumusunod na tanong.

1. Anong tunog ang ginagawa ng baboy?





2. Paano gumagalaw ang kabayo?

3. Paano naglalakad ang pato?

B. Gamitin ang instrumentong pangmusika na mahahanap sa komunidad sa pagtugtog ng awit na **Old Mac Donald Had a Farm**.



Suriin

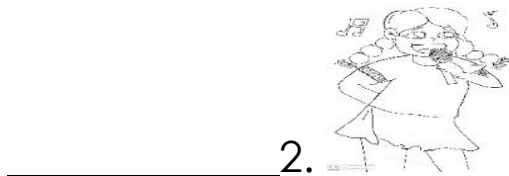
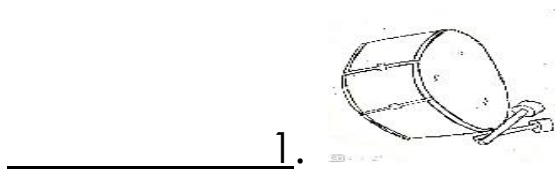
Panuto: Iguhit sa espasyo ang bahagi ng katawan (paa  , bibig  , katawan  , at kamay ) kung saan nanggaling ang tunog

- _____ 1. tumatakbong kabayo
- _____ 2. malaking alon sa dagat
- _____ 3. Naglalangoy sa ilog
- _____ 4. umiiyak na bata
- _____ 5. Tumutugtog ng trumpeta



Pagyamanin

Panuto: Pag-aralan ang mga larawan sa ibaba. Isulat sa patlang ang **B** kung ang pinanggalingan ng tunog ay bibig at **K** kung ito ay galling sa kamay.



Isaisip

tunog pag-awit pagsalita pagsigaw


Ang mga _____ sa paligid ay maaari nating gayahin at sabayan ng galaw ng katawan gaya ng _____ at _____ at paggamit ng mga instrumentong pangmusika.






Isagawa



Panuto: Tukuyin ang bawat larawan. Iguhit ang triangle kung ang tunog ay mula sa kamay, tala ★ kung bibig,,puso ♥ kung paa ang gamit.



Tayahin

Panuto: Tukuyin ang iba't-ibang pinanggalingan ng tunog mula sa katawan, tulad ng **bibig** , **paa**  at **kamay**  at iguhit ito sa espasiyo.

- _____ 1. Umaawit na ibon
- _____ 2. Kuliling ng kampana
- _____ 3. Mga batang naglalaro ng basketbol.
- _____ 4. Sayaw ng manlalatik
- _____ 5. Kumakahig na tandang



Susi ng Pagwawasto


Balikan

Tuklasin






1. oink!oink!
2. tumatakbo
- 3.kumendeng-kendeng

Suriin








1. 
2. 
3. 
4. 
5. 







Pagyamanin

1. 
2. 

3. 
5. 

Isagawa

1. 	4. 
2. 	5. 
3. 	

Tayahin

1. 
2. 
3. 
4.  / 
5. 

Aklat

- Music, Art, Physical Education and Health 2 *Kagamitan Mag-aaral (tagalog), pahina 103-107, Kagawaran ng Edukasyon*

Bumuo sa Pagsusulat ng Modyul

Manunulat: Teresita S. Madrid, Lulubel V. Erasga, Dexter P. Cabanag

Editor: Javier A. Ladja

Tagasuri: Ester S. Larracochea

Tagaguhit: Jedfrol Klent B. Saavedra, Jhoan C. Sinining

Tagalapat: Javier A. Ladja

Tagapamahala: Julieto H. Fernandez, Ed.D., CESO VI

Region IX Hymn

Here the trees and flowers bloom
Here the breezes gently Blow,
Here the birds sing Merrily,
The liberty forever Stays,

Here the Badjaos roam the seas
Here the Samals live in peace
Here the Tausogs thrive so free
With the Yakans in unity

Gallant men And Ladies fair
Linger with love and care
Golden beams of sunrise and sunset
Are visions you'll never forget
Oh! That's Region IX

Hardworking people Abound,
Every valleys and Dale
Zamboangueños, Tagalogs, Bicolanos,
Cebuanos, Ilocanos, Subanons,
Boholanos, Ilongos,
All of them are proud and true
Region IX our Eden Land

Region IX

Our..

Eden...

Land...

The Footprints Prayer

One night I had a dream. I dreamed I think
was walking along the beach A poem lovely

A tree whose hungry mouth is prest

In the beach, there were two (2) sets Against
– one belong to me and breast; the other to

A tree that looks at God all day, Then,
leafy arms to pray; noticed only one set of

“And I ask the LORD. Why? Why? A nest
Why did you leave me when I am sad
and helpless?” Upon whose bosom snow

And the LORD replied “My son, My

son, I have never left you. There was only
Poems are made by fools like me, sand,
God can make a tree. CARRIED YOU!

Trees by Joyce Kilmer

that I shall never see that I
as a tree. with the LORD.

the earth’s sweet flowing of footprints
the LORD.

later, after a long walk, I And lifts her
footprints.

A tree that may in Summer wear
of robins in her hair;

has lain;

Who intimately lives with rain.

one (1) set of footprints in the
because it was then that I But only