

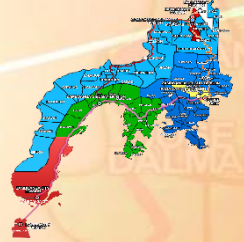


Republic of the Philippines  
**Department of Education**  
 Regional Office IX, Zamboanga Peninsula



- JANUARY**  
*Matuguhon*
- FEBRUARY**  
*Mahiguagman*
- MARCH**  
*Matinabungan*
- APRIL**  
*Matinahuron*
- MAY**  
*Makapsay og Malimpyo*
- JUNE**  
*Maablik og Masunod sa  
Dhasaklong Oras*
- JULY**  
*Maantigo og Maabilidad*
- AUGUST**  
*Maginhuhuhunon  
para sa Uban*
- SEPTEMBER**  
*Madaginaton*
- OCTOBER**  
*Matinud-anon*
- NOVEMBER**  
*Masaligan*
- DECEMBER**  
*Maalampon*

**3**



Zest for Progress  
 Zeal of Partnership

# English

## Quarter 2 - Module 7:

### Sources of Information



Name of Learner: \_\_\_\_\_

Grade & Section: \_\_\_\_\_

Name of School: \_\_\_\_\_



## What I Need to Know

Good day kid! Welcome to our new lesson in English 3. This module is prepared for you to learn about reading with understanding.

After going through this module, you are expected to:

- Use different sources of information in reading (EN3RC-IIIg-j-2.5)



## What's In

**Directions:** Read the text carefully. Give your conclusion through a picture or a drawing. Show it in the box provided.

Jhon was playing outside on a rainy day, while his mother was cleaning the house. Jhon was hungry, so he went inside the house to get a snack. He forgot to wipe his feet before he came in. So he made footprints on the floor. What do you think will happen next?

Conclusion:



## What's New

Great! You have successfully done the activity on drawing conclusion based on the text. Read the story about, "Peñaflorida, A Modern Hero" which is about heroism. After reading, you answer the comprehension questions that follow.

### **Peñaflorida, A Modern Hero**

Efren Geronimo Peñaflorida, Jr. is a Filipino teacher and a social worker in our country. He and his friends from Dynamic Teen Company teach children during Saturdays in their community. They use the pushcart as their classroom.

The pushcart is loaded with books, pens, tables, and chairs.

Because of Teacher Efren's extraordinary way of helping, the children learned better. He was named CNN Hero of the Year for 2009. He received an award and money from the Cable News Network to support his pushcart classroom. President Gloria Macapagal- Arroyo gave teacher Efren the award Order of Lakandula at Malacañang Palace.

Young Efren came from a poor family in Cavite. His father, Efren Peñaflorida, Sr., was a tricycle driver. His mother Lucita Geronimo was a housekeeper. He helped his parents in their small noodle business.

He was a very bright pupil. He received several class awards and honors when he was a grader until he finished college. He deserved a scholarship and the financial support given by his sponsors.

After high school, Teacher Efren founded the Dynamic Teen Company. Its members were his classmates. Their group wanted most of their children to be good and responsible in

**Comprehension Questions:**

1. Who is Teacher Efren in the story?

---

---

2. Why was he named CNN Hero of the Year?

---

---

3. What was the result of Teacher Efren's extraordinary work?

---

---

4. How can you help Teacher Efren achieve his dream for children like you?

---

---

5. How can you be a hero like Teacher Efren?

---



## What is it

Look at the pictures taken from the selection "Peñaflorida, A Modern Hero". And take note of the highlighted words that describe each picture.



Teacher Efren is a **teacher**.  
He is also a **social worker**.



image: Freepik.com

He has a **pushcart** classroom.  
He helps in an **extraordinary** way.



Designed by rikkyal

He received an **award**.  
He had a **scholarship**.

Information are facts and details provided or learned about something or someone. And one way to gain information is through reading. Information will not only be limited by reading a particular sentence, paragraph, story or any literary piece. Basically, it can also be acquired through the use of some sources like pictures, drawings or illustrations. And what we have described previously are already considered as **sources** of information. The words, sentences and statements that we describe in each picture are also called **information**.

Remember kids that in the lower level of learning, the basic source of information is through reading. You may also get information from pictures, symbols and illustrations. Describing or telling something about the picture is already giving information. However, when you reach higher level of your education, you will encounter that there are other sources of information such as books, encyclopedias, magazines, databases, newspapers, library catalog and internet. But in this module, we will focus with the most basic that is suited for you.



## What's More

### Activity 1

Directions: Write 2 to 3 words about the picture. Then, form one sentence using the words.

1.



Words: \_\_\_\_\_, \_\_\_\_\_, \_\_\_\_\_

Sentence:

\_\_\_\_\_.

2.



Words: \_\_\_\_\_, \_\_\_\_\_, \_\_\_\_\_

Sentence:

\_\_\_\_\_.

## Activity 2

Directions: Look at the picture below. Complete the paragraph that tells about it. Write your answer on the blank.



The \_\_\_\_\_ helps the \_\_\_\_\_. She \_\_\_\_\_ her hands as a support. They are \_\_\_\_\_ in the street. The old woman wears \_\_\_\_\_.

## Activity 3

Directions: Describe each picture or illustration below. Choose your answer from the box and write it on the blank provided.

praying      stairs      eating      playing      school



\_\_\_\_\_




\_\_\_\_\_



\_\_\_\_\_



\_\_\_\_\_



\_\_\_\_\_

## Activity 4

Directions: Read each sentence. Connect it to the correct picture or illustration.

<p>Be careful when driving. The road is slippery when wet.</p>	 <p>image: Freepik.com</p>
<p>Pass by this area when there is fire.</p>	 <p>image: Freepik.com</p>
<p>Maintain silence in this area.</p>	 <p>image: Freepik.com</p>
<p>Do not touch. Electric current is present which may hurt you.</p>	
<p>This material is poisonous.</p>	





## What I Have Learned

Directions: Complete the following statements by filling in the blanks.

- A. \_\_\_\_\_ are facts and details about something or someone.
- B. Some sources of information are \_\_\_\_\_, \_\_\_\_\_ and \_\_\_\_\_.
- C. We can give information from pictures when we \_\_\_\_\_ it.



## What I Can Do

Directions: Below are some of the signage on COVID-19 health protocols formulated by the World Health Organization. What will you do in order to prevent the spread of the virus? Show your answer by interpreting the signage in each item.

1.



image: Freepik.com

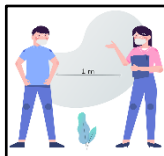
\_\_\_\_\_

4.



\_\_\_\_\_

2.



\_\_\_\_\_

5.



\_\_\_\_\_

3.



image: Flaticon.com

\_\_\_\_\_

If you have done this, you will receive GSP Good Citizen Badge for Star Scout.



## Assessment

### Activity 1

Directions: Encircle the letter of the correct answer.

1. These are facts and details provided based on something or telling about someone.

- a. story
- b. information
- c. description
- d. sources

2. Which is NOT a source of information?

- a. book
- b. pictures
- c. illustration
- d. food

3. Which of the following tells about the picture?



- a. friends
- b. family
- c. teachers
- d. gentlemen

4. Lina is \_\_\_\_\_ the plants.



- a. playing
- b. eating
- c. repotting
- d. watering

5. The children are playing \_\_\_\_\_.



- a. soccer
- b. basketball
- c. volleyball
- d. badminton

### Activity 2

Directions: Study the picture/illustration below. Gather the information about it by picking out the correct words from the box. Write your answer on your paper.



toy car	children
slides	dolls
sun	seesaw
ball	swing
birds	sky
bicycle	trees

# References

- [www.clipartmax.com](http://www.clipartmax.com), *Person Studying Transparent Clipart Study - Student Thinking Gif Transparent*
- [www.flyclipart.com](http://www.flyclipart.com), *Siblings Clip Art - Kid Standing Clipart*
- [www.freepik.com](http://www.freepik.com), *Colored and cartoon inclusion inclusive education icon set with disabled children learn and play illustration Free Vector*
- [www.vectorstock.com](http://www.vectorstock.com), *A young cartoon style smiling businessman vector image*
- [www.pinclipart.com](http://www.pinclipart.com), *Medal Png Image Background - Gold Medal Icon Png Clipart*
- [www.clipartmax.com](http://www.clipartmax.com), *BICYCLE CARTOON STOCK PHOTOGRAPHY CLIP ART - BOY RIDING BIKE CLIPART*
- [clipartstation.com](http://clipartstation.com), *FAHRRADUNFALL CLIPART 6*
- [clipartmax.com](http://clipartmax.com), *Girl Helping Old Lady - Help Clipart*
- [clipartkey.com](http://clipartkey.com), *School Clipart Philippines-School with Transparent Background*
- [webstockreview.net](http://webstockreview.net), *Eating clipart girl*
- [clipart-library.com](http://clipart-library.com), *Child Praying Clipart #1522659*
- [clipart-library.com](http://clipart-library.com), *stairs-cliparts #3124775*
- [freepik.com](http://freepik.com), *Kids playing with kite together at the meadow Free Vector*
- [freepik.com](http://freepik.com), *How to wearing a face mask (right and wrong) Free Vector*
- [pixabay.com](http://pixabay.com), *BOY GIRL PEOPLE FACE MASK SOCIAL DISTANCING MASK*
- [flaticon.com](http://flaticon.com), *Avoid free icon*
- [creazilla.com](http://creazilla.com), *Hand washing clipart*
- Vijay Verma, *Sanitizer clipart*
- [clipart-library.com](http://clipart-library.com), *Family Clipart Transparent Background #1504554*
- [hiclipart.com](http://hiclipart.com), *girl plant earth day, Arbor Day, Tree, Cartoon, Play, Child transparent background PNG*
- [clipart-library.com](http://clipart-library.com), *Cliparts Play Basketball #2691812*
- Olga1818 , *Children playing on playground. Kids swinging and playing. Summer background with trees, Royalty-free.*  
[www.shutterstock.com](http://www.shutterstock.com).
- Mil Flores Ponciano et. al. *Let's Get Better in English 3, Teacher's Guide.* Department of Education, 52-59
- Mil Flores Ponciano et. al. *Let's Get Better in English 3, Learner's Material.* Department of Education, 55-63
- [freepik.com](http://freepik.com), *Collection of illustrated warning signs Free Vector*
- [freepik.com](http://freepik.com), *Electrical hazard sign Free Photo*
- [freepik.com](http://freepik.com), *Exit sign collection in flat style Free Vector*
- [pixabay.com](http://pixabay.com), *Warning Danger Slippery Road Sign Germany Trafficicon-library.com, Silent Icon #345210*

### **Development Team**

Writer: **Margie A. Torre**  
*La Fortuna Elementary School*  
*Payao, Zamboanga Sibugay*  
**Maricris Patollana**  
*Cross. Sta. Clara Elementary School*  
*Naga, Zamboanga Sibugay*

Editors/QA: **Cheryl B. Velasco**  
**Mardie A. Acotan**  
*Division English Coordinator, P-IV*

Reviewer: **Evelyn F. Importante**  
*OIC-CID Chief EPS*

Illustrator:

Layout Artist:

Management Team:

**Jerry C. Bokinkito**  
*OIC-Assistant Schools Division Superintendent*  
**Raymond M. Salvador**  
*OIC-Assistant Schools Division Superintendent*  
**Dr. Jeanelyn A. Aleman, CESE**  
*OIC-Schools Division Superintendent*

## **Trees**

by Joyce Kilmer

I think that I shall never see a poem lovely as a tree.

A tree whose hungry mouth is prest  
Against the earth's sweet flowing breast;

A tree that looks at God all day,  
And lifts her leafy arms to pray;

A tree that may in summer wear a nest of robins in her hair;  
Upon whose bosom snow has lain;  
Who intimately lives with rain.

Poems are made by fools like me,  
But only God can make a tree.