

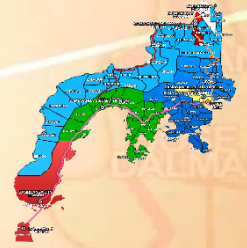


Republic of the Philippines
Department of Education
 Regional Office IX, Zamboanga Peninsula



- JANUARY**
Matuguhon
- FEBRUARY**
Mahigugmaon
- MARCH**
Matinabungan
- APRIL**
Matinahuron
- MAY**
Mahapsay og Malimpyo
- JUNE**
*Maablik og Masunod sa
Dhasaklong Oras*
- JULY**
Maantigo og Maabilidad
- AUGUST**
*Maginhuhuhunon
para sa Uban*
- SEPTEMBER**
Madaginaton
- OCTOBER**
Matinud-anon
- NOVEMBER**
Masaligan
- DECEMBER**
Maalampon

3



Zest for Progress
 Zeal of Partnership

English

Quarter 2 - Module 4:

Spelling Words



Name of Learner: _____

Grade & Section: _____

Name of School: _____



What I Need to Know

Good day kids! Welcome to our new lesson in English 3. Learn and have fun while answering the different activities prepared for you.






After going through this module, you are expected to:

- Spell words with initial and final consonant blends and digraphs



What's In

Directions: Arrange the letters to name the picture. Write your answer on the space provided.

-  shart _____
-  chostir _____
-  hips _____
-  aypl _____
-  dcuk _____



What's New

Read the story "Trish and Her Wish". After reading it, answer the questions that follow.

Trish and Her Wish

by: Raymond T. Bustamante

Trish had a **wish**.

She wished to **prepare** a **dish**.

She liked **fish** in her dish.

"The fish must be **fresh**," said Trish.

Trish **went** to the market.

She looked for some fresh veggies.

She found everything she wanted.

Now she's excited to prepare her dish.

Trish **rushed** home.

She took the things she needed.

She **washed** the fish.

She put some **salt** on her dish.

Trish took a **heart-shaped shell**.

There she **placed** her **tasty** dish.

Now, she's ready to serve it.

A **perfect** dish from Trish!

Answer the following questions.

1. Who had a wish?

2. What was her wish?

3. Where did she buy veggies for her dish??

4. Do you know how to prepare a dish like Trish?

5. How will you describe Trish?



What is it

Read the italicized words from the story. Those are words with consonant blends and digraphs. What is the difference between consonant blends and digraphs?

Consonant Blend - two or three consonant letters put together you hear two sounds.



A consonant blend is when two or more consonants are blended together, but each sound may be heard in the blend.

Initial blend is a group of two consonant letters at the beginning of the word. Each letter in a blend makes its own sound.

Example:

Initial Blend	Word Examples
pl	play, plus, planet
tr	train, truck, trash, travel
bl	blink, blue, black, bluster
cl	cloud, clip, clean, clover
fl	fly, flame, flesh, flower
sl	slow, sleeping

Final blend is a group of two consonant letters at the end of the word. Each letter in a blend makes its own sound.

Example:

Final Blend	Word Examples
nd	pond, sand
nt	ant,
ng	ring, king
mp	stamp, camp
ft	gift, left
rk	shark, park, mark

Digraphs - two consonant letters put together which produce one sound.



In a consonant digraph, two consonants stand together to represent a single sound

Initial Consonant Digraph is a group of two consonant letters at the beginning of the word.

Example:

Initial Digraph	Word Examples
sh	shadow, she, shovel, shop
ch	charge, chariot, chapel

Final Consonant Digraph is a group of two consonant letters at the end of the word.

Example:

Final Digraph	Word Examples
sh	rash, cash, hush, mash
ch	beach, bunch, match

In spelling words with consonant blends and digraphs, we need to be acquainted with letter names and their sounds.



What's More

Activity 1: Follow the Path

Directions: Help Dora find Boots by coloring the words with consonant blends and digraphs.




<https://pixy.org/15405>

	shower	not	dig	car
man	top	chili	lip	pen
log	sit	jam	jump	pet
mop	bag	spin	bin	hen
bus	swim	can	dot	fun
bet	gum	bush	kid	mat
hop	net	cop	post	bat
six	yes	zip	bend	

<https://pixy.org/43457>

Activity 2: Figure it Out

Directions: Use the clues below to figure out the correct word with consonant blends and digraphs. When you have figured out the correct word, write it in the crossword puzzle.




1. children play with these
2. bones in your body
3. quick, rough drawing
4. money in coins or notes, as distinct from checks, money orders, or credit.
5. a small building for Christian worship, typically one attached to an institution or private house.

Across	Down
skeleton	chapel
cash	blocks
	sketch

Activity 3: Spell it right

Directions: Write the name of the pictures with consonant blends and digraphs











Activity 4: Complete Me

Directions: Complete the sentences by writing the missing word with consonant blend or digraph. Base your answer on the picture clue.

1. I wish I had _____.



2. Zane love to play on the _____.



3. Eli is on the _____.



4. Mom has a rash on her _____.



5. My dream is to be a _____.





What I Have Learned

Answer the following questions.

1. What are consonant blends and digraphs?

2. Where can you find consonant blends in words?

3. What are examples of initial and final consonant digraphs?

4. What are examples of initial and final consonant blends?

5. How do you spell words with initial and final consonant blends and digraphs?




What I Can Do

Directions: Write the name of the pictures with consonant blends and digraphs.

_____ 1.



_____ 4.



_____ 2.



_____ 5.



_____ 3.





Assessment

Directions: Circle all the letter/s to spell out the name of the pictures. Write your final answer.



sh	e	p
ch	i	f



b	o	lt
d	e	ck



cr	e	p
dr	o	d



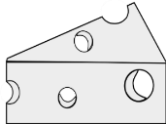
pl	a	t
pr	o	nt



w	e	sh
m	a	ck

Directions: Say and write the name of the picture at the beginning of each row. Shade the circle next to the word that has the same initial blend or digraph.

1.



catch



check



quick

2.



frog



horse



flower

Directions: Say and write the name of the picture at the beginning of each row. Shade the circle next to the word that has the same final blend or digraph.

3.



block



band



lamb

4.



rash



under



glass

References

<https://www.enchantedlearning.com/consonantblends/index.shtml>

<https://blog.maketaketeach.com/teaching-blends-and-digraphs/>

<https://creazilla.com/pages/4-license-information>

Development Team

Writer: **Rovelyn S. Yape**
Diplahan Central Elementray School
Diplahan, Zamboanga Sibugay
Elmer E. Cornel
Palinta Elementary School
Kabasalan District

Editors/QA: **Cheryl B. Velasco**
Mardie A. Acotan
Division English Coordinator, P-IV

Reviewer: **Evelyn F. Importante**
OIC-CID Chief EPS

Illustrator:

Layout Artist:

Management Team:

Jerry C. Bokingkito
OIC-Assistant Schools Division Superintendent
Raymond M. Salvador
OIC-Assistant Schools Division Superintendent
Dr. Jeanelyn A. Aleman, CESE
OIC-Schools Division Superintendent

Trees

by Joyce Kilmer

I think that I shall never see a poem lovely as a tree.

A tree whose hungry mouth is prest
Against the earth's sweet flowing breast;

A tree that looks at God all day,
And lifts her leafy arms to pray;

A tree that may in summer wear a nest of robins in her hair;
Upon whose bosom snow has lain;
Who intimately lives with rain.

Poems are made by fools like me,
But only God can make a tree.