

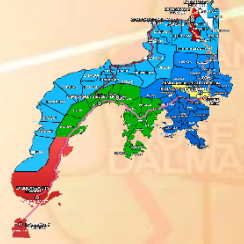


Republic of the Philippines
Department of Education
 Regional Office IX, Zamboanga Peninsula



- JANUARY**
Matuguhon
- FEBRUARY**
Mahigugmaon
- MARCH**
Matinabungan
- APRIL**
Matinahuron
- MAY**
Makapsay og Malimpyo
- JUNE**
*Maablik og Masunod sa
Dhasaklong Oras*
- JULY**
Maantigo og Maabilidad
- AUGUST**
*Maginhuhuhunon
para sa Uban*
- SEPTEMBER**
Madaginaton
- OCTOBER**
Matinud-anon
- NOVEMBER**
Masaligan
- DECEMBER**
Maalampon

2



Zest for Progress
 Zeal of Partnership

English

Quarter 2 - Module 3:

Illustration and Character



Name of Learner: _____

Grade & Section: _____

Name of School: _____



What I Need to Know

Every book has a vast number of illustrations. These illustrations attract you as a reader, and tend you to enjoy more what you are reading. It is also considered by most as an important element for you as a reader to have better understanding of a certain story or a statement read.

However, there are times that only illustrations are shown with the absence of any statement. That is the time when we say something or describe based on how we view the illustrations.

This module contains the lesson that aims to improve your ability to describe illustrations as you will gain bunch of ideas after accomplishing the given activities. Not just that, your ability to say something about a character after reading a story will be developed, too.


As we go on, you are expected to:

1. distinguish words, phrases and sentences
2. identify/tell/write some words, a phrase, or a sentence about an illustration or a character
3. illustrate the given descriptions



What's In

Put the following words, phrases, and sentences in the right box by drawing a line.



book



The family goes to church.

fresh fruits from the farm

on the table



umbrella

The children are playing at the plaza.

Source: Jenni, *Box Outline Clip Art*, Free Royalty, www.cler.com.



What's New

Enjoy reading the story below. Then, answer the questions that follow.

Carlito

Miss Luna was giving her pupils a test when she was called by the principal.

"Work on the test even when I am out," Miss Luna said to her pupils.

As soon as Miss Luna was out, the children began to copy from their notebooks.

But Carlito did not copy from his notebook.

"Why are you not copying from your notebook, Carlito?" Benito asked. "You had better copy like all of us," Perlita added.

“No, I will not copy even if I get zero,” Carlito said.

Source: Concordia C. Logue et. al., ed., *Developing Reading Power 2* Manila: Saint Mary's Publishing Corp., 2004, 126.

1. What was given by Miss Luna to the pupils?


2. What did the children do when Miss Luna was out?

3. Did Carlito copy from his notebook?



What is it

Study the picture below. This picture is based from the story read.



Source: Boy Cartoon, Free Royalty, www.kissclipart.com.

This is Carlito. He is one of the pupils in the story. Now, can you tell more about the picture?

You might say the following:

pupil paper pencil
table chair

What you just read are **words**. To tell something about an illustration, **words** are used. It is done by simply naming all that can be seen in the picture.

You might also say the following:

a young boy one sharp pencil paper on the table

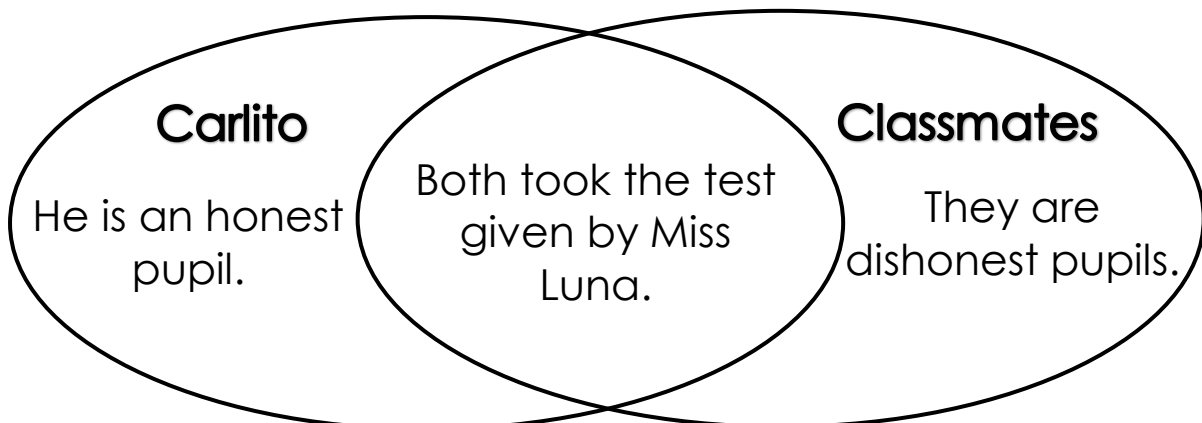
This time, **phrases** are used in describing the illustration.

Similarly, you might say:

The young boy is taking a test.

The above example is a **sentence**. We can form a **sentence** to tell something about an illustration.

Just like any **illustration**, a **character/s** in a story or selection can be described, too. Take the Venn Diagram below as an example. The two main characters being described are Carlito and his classmates.



In describing an **illustration** and a **character**, we could write some **words**, a **phrase**, or a **sentence** freely or depending on what is asked. Here is another set of examples:



Picture	Word	Phrase	Sentence
	boy	a seven-year-old boy	The boy is celebrating his seventh birthday.
	cake	a birthday celebration	
	gifts		
	books	a studious man	This man loves reading books.
	eyeglass	a pile of books	
	boy		
	girl	a playful dog	The girl is running with her pet dog.
	dog	a running girl	
	shoes		




Source: *Boy's Birthday Clipart*, Free Royalty, www.creazilla.com; *Man is Reading a Book Clipart*, Free Royalty, <https://publicdomain.net/>; *Ocal, Walking Dog Clip Art*, Free Royalty, www.clker.com.



What's More

Activity 1. Arrange the letters to name the picture.





			
s r d e s		b u m l a l e r	

			
sgalsnus		g b a	
			
	borbin		

Source: Ocal, *Dress Clothing Clip Art*, Free Royalty, www.clker.com; Ocal, *Umbrella Clip Art*, Free Royalty, www.clker.com; Ocal, *Purple Lense Sunglasses Clip Art*, Free Royalty, www.clker.com; Ocal, *Leather Purse Clip Art*, Free Royalty, www.clker.com; Ocal, *Bow Knot Clip Art*, Free Royalty, www.clker.com.

Activity 2. Describe each picture. Choose phrases from the box.






a newly bought cap	an expensive car
a pair of shoes	the nails and a hammer
the nine marbles	

1.  _____
2.  _____
3.  _____
4.  _____



Source: Ocal, Sportcar Clip Art, Free Royalty, www.clker.com; Ocal, Game Marbles Dots Clip Art, Free Royalty, www.clker.com; Ocal, Baseball Cap 2 Clip Art, Free Royalty, www.clker.com; Ocal, Tennis Shoes Clip Art, Free Royalty, www.clker.com; Ocal, Hammer Clip Art, Free Royalty, www.clker.com; Donna, Plain Gray Nail Clip Art, Free Royalty, www.clker.com.

Activity 3. Color the sentence that tells about the picture.

1.		Ben has a new pair of shoes.
		Ben has a jar full of marbles.
2.		The lady is looking for a dress to wear to a party.
		The lady is washing her clothes.
3.		Selena got a bag from her mother.
		Selena got an umbrella from her mother.
4.		Bob is sailing a boat.
		Bob is driving his new car.
5.		Father is painting the wall.
		Father is putting nail in the fence.

Source: Ocal, *Winking Boy Clip Art*, Free Royalty, www.clker.com; Ocal, *Fashion Designer Silhouette Clip Art*, Free Royalty, www.clker.com; *School Girl with a Backpack*, Free Royalty, www.graphicmama.com; Ocal, *Man Driving Car Clip Art*, Free Royalty, www.clker.com; *Man Makes Fence*, Free Royalty, www.iconspng.com.

Activity 4. Put ✓ if it correctly describes the picture below and ✗ if not.



Source: Joasa, *Family Eating Together Clip Art*, Free Royalty, www.clker.com.

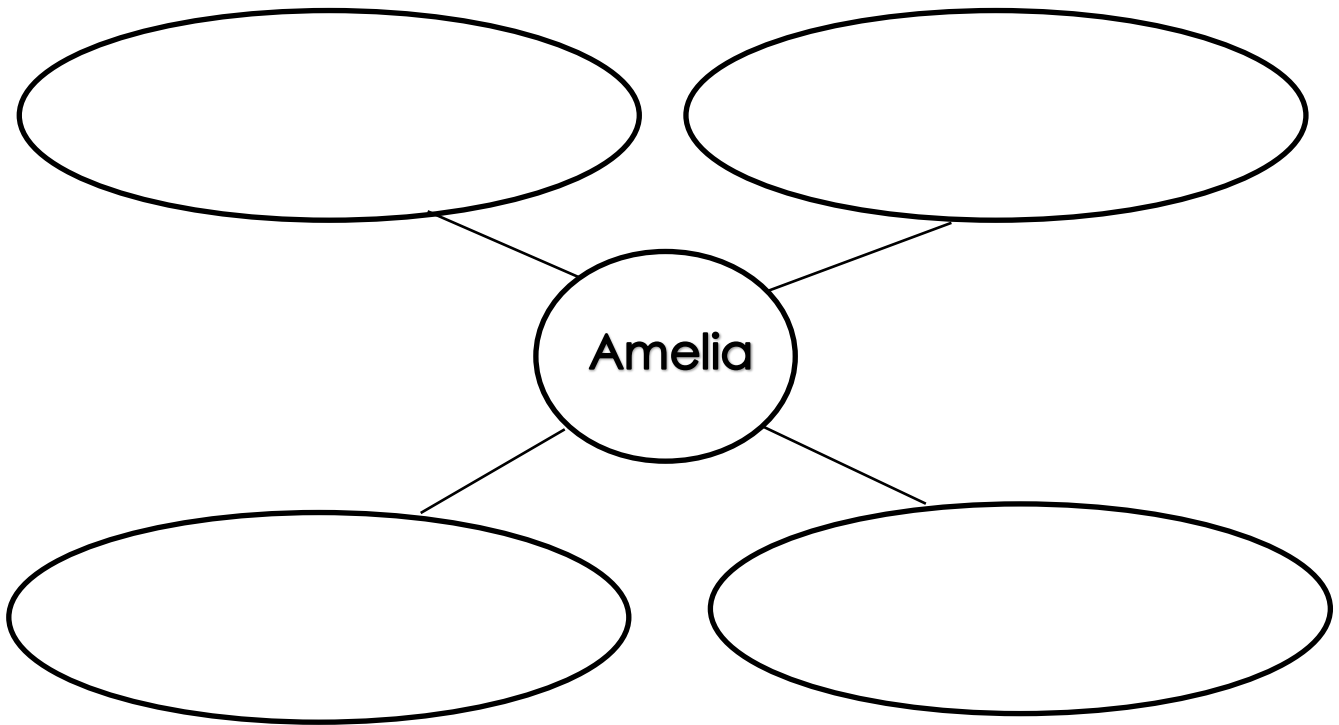
- _____ 1. The family is happily eating together.
- _____ 2. The food is on a round table.
- _____ 3. They have slices of cake for dessert.
- _____ 4. Grandma and grandpa join the dinner.
- _____ 5. They are in the dining room.

Activity 5. Read the selection below. Fill up the bubble map by writing about the main character.

Amelia helps at home every Saturday. She cleans the house. She takes care of their garden. She picks fresh flowers from the garden and puts them in their flower vase. She feeds the pigs and chickens. She helps her mother cook. After lunchtime, she helps her mother iron their

clothes. She enjoys helping at home.


Source: Concordia C. Logue et. al., ed., *Developing Reading Power 2* Manila: Saint Mary's Publishing Corp., 2004, 97.



What I Have Learned

Fill in the speech bubble.

I had fun the whole time. I read and understood a _____. Also, I am able to identify what a _____ is, a _____ and a _____. Most of all, I can now better describe an _____ and a _____ through writing a word, a phrase or a sentence.



Source: *Cartoon Boy*, Free Royalty, www.iconspng.com.



What I Can Do

Read and draw the sentences in the box. Write the title of the story.

Title: _____

Mother gives her daughter a gift.	
The daughter opens the gift.	
It is a dress. She wears it.	
She is happy. She kisses her mother on the cheek.	



Assessment

Activity 1. Read and understand. Encircle the letter of your answer.



1. Based on the picture, where do you think he is?


- a. in the sea b. at the park c. on the mountain

2. What is the boy doing?

- a. He is riding a bike.
b. He feeds the animals.
c. He is swimming in the sea.

3. What **word** can best describe the picture?

- a. farm b. zoo c. forest




4. Which of the following sentences does not tell about the picture in number 3?

- a. The farm is settled with different animals.
b. A tractor is driven by a farmer.
b. The sun is shining bright.

5. Complete the sentence with this picture.

The _____ will be given to the orphans.



Designed by **Freepik**

- a. books on the table
b. toys in the box
c. money in the wallet

Source: *Boy is Swimming Clipart*, Free Royalty, <https://publicdomain.net/>; *Village Farm*, Free Royalty, www.iconspng.com; *Toys in Carboard Box*, Free Royalty, www.freepik.com.

Activity 2. Write some words, phrases, and sentences about the character below.



Source: "President Rodrigo Roa Duterte," *Metro News Central*, March 2020, <http://metronewscentral.net/in-and-around-the-metro/duterte-expects-other-countries-to-develop-covid-19-vaccine>.

Word	Phrase	Sentence

Rubrics to use:

- What's More: Activity 5 & Assessment: Activity 2

3 pts.	2 pts.	1 pt.	0 pt.
Fully written a correct description	Partially written a correct description	Irrelevantly written a description	Did not write anything

- What I Can Do

3 pts.	2 pts.	1 pt.	0 pt.
Fully drawn a correct illustration based on the description	Partially drawn a correct illustration based on the description	Irrelevantly drawn an illustration based on the description	Did not draw anything

References

Books

Logue, Concordia C., Saturnina R. Ferrer, Regina R. Condez, Miriam B. Capili and Anita A. Bagabaldo. 2004. *Developing Reading Power 2*. Sta. Cruz, Manila: Saint Mary's Publishing Corp.

Pado, Felicitas E., Marie Yvette Alcazar, Ana Maria Margarita Salvador, Rose Ann Pamintuan, Leonor Diaz and Amcy Esteban. 2013. *Let's Begin Reading in English 2: Learner's Material*. Pasig City: Department of Education.

Internet

<https://publicdomainq.net/>.

"President Rodrigo Roa Duterte." *Metro News Central*. March 2020. <http://metronewscentral.net/in-and-around-the-metro/duterte-expects-other-countries-to-develop-covid-19-vaccine>.

www.clker.com.

www.creazilla.com.

www.freepik.com.

www.graphicmama.com.

www.iconspng.com.

www.kissclipart.com.

Development Team

Writer: **April Grace L. Alayon**
Canaan Elementary School
Imelda, Zamboanga Sibugay

Editors/QA: **Cheryl B. Velasco**
Mardie A. Acotanza
Division English Coordinator, P-IV

Reviewer: **Evelyn F. Importante**
OIC-CID Chief EPS

Illustrator:

Layout Artist:

Management Team:

Jerry C. Bokingkito
OIC-Assistant Schools Division Superintendent

Raymond M. Salvador
OIC-Assistant Schools Division Superintendent

Dr. Jeanelyn A. Aleman, CESE
OIC-Schools Division Superintendent

Trees

by Joyce Kilmer

I think that I shall never see a poem lovely as a tree.

A tree whose hungry mouth is prest
Against the earth's sweet flowing breast;

A tree that looks at God all day,
And lifts her leafy arms to pray;

A tree that may in summer wear a nest of robins in her hair;
Upon whose bosom snow has lain;
Who intimately lives with rain.

Poems are made by fools like me,
But only God can make a tree.