


English

Quarter 1 – Module 8: Singular to Plural Nouns of Irregular Nouns



English – Grade 3
Alternative Delivery Mode
Quarter 1 – Module 8: Singular to Plural Nouns of Irregular Nouns
First Edition, 2020

Republic Act 8293, section 176 states that: No copyright shall subsist in any work of the Government of the Philippines. However, prior approval of the government agency or office wherein the work is created shall be necessary for exploitation of such work for profit. Such agency or office may, among other things, impose as a condition the payment of royalties.

Borrowed materials (i.e., songs, stories, poems, pictures, photos, brand names, trademarks, etc.) included in this module are owned by their respective copyright holders. Every effort has been exerted to locate and seek permission to use these materials from their respective copyright owners. The publisher and authors do not represent nor claim ownership over them.

Published by the Department of Education
Secretary: Leonor Magtolis Briones
Undersecretary: Diosdado M. San Antonio

Development Team of the Module

Author: Nova C. Jalad

Editors: Fedelyn A. Gayo, Alean C. Campos, Mark Fil L. Tagsip, Nancy P. Sumagaysay

Reviewers: Gemma C. Pullos, Evelyn M. Lumaan, Angelica M. Mendoza

Illustrator: Bernabe S. Reputana Jr.

Layout Artist: Mark Fil L. Tagsip

Management Team: Evelyn R. Fetalvero

Reynaldo B. Mellorida

Janette G. Veloso

Maria Concepcion K. Wong

Analiza C. Almazan

Susan N. Salazar

Ma. Cielo D. Estrada

Merlyn M. Lasaca

Manuel P. Vallejo

Nancy P. Sumagaysay

Printed in the Philippines by _____

Department of Education – Region XI

Office Address: F. Torres St., Davao City

Telefax: (082) 291-1665; (082) 221-6147

E-mail Address: region11@deped.gov.ph * lrms.regionxi@deped.gov.ph

English

Quarter 1 – Module 8:
Singular to Plural Nouns of
Irregular Nouns

Introductory Message

For the facilitator:

Welcome to the English 3 Alternative Delivery Mode (ADM) Module on **Singular to Plural Nouns of Irregular Nouns!**

This module was collaboratively designed, developed, and reviewed by educators both from public and private institutions to assist you, the teacher or facilitator, in helping the learners meet the standards set by the K to 12 Curriculum while overcoming their personal, social, and economic constraints in schooling.

This learning resource hopes to engage the learners into guided and independent learning activities at their own pace and time. Furthermore, this also aims to help learners acquire the needed 21st century skills while taking into consideration their needs and circumstances.

As a facilitator, you are expected to orient the learners on how to use this module. You also need to keep track of the learners' progress while allowing them to manage their own learning. Furthermore, you are expected to encourage and assist the learners as they do the tasks included in the module.

For the learner:

Welcome to the English 3 Alternative Delivery Mode (ADM) Module on **Singular to Plural Nouns of Irregular Nouns!**

This module was designed to provide you with fun and meaningful opportunities for guided and independent learning at your own pace and time. You will enable to process the contents of the learning resource while being an active learner.

This module has the following parts and corresponding icons:



What I Need to Know

This will give you an idea of the skills or competencies you are expected to learn in the module.



What I Know

This part includes an activity that aims to check what you already know about the lesson to take. If you get all the answers correct (100%), you may decide to skip this module.



What's In

This is a brief drill or review to help you link the current lesson with the previous one.



What's New

This portion is the introduction of your new lesson, will be presented through a story, a song, a poem, a problem opener, an activity, or a situation.



What is It

This section provides a brief discussion of the lesson. This aims to help you discover and understand new concepts and skills.



What's More

This comprises activity/activities for independent practice to solidify your understanding and skills of the topic. You may check the answers to the exercises using the Answer Key at the end of the module.



What I Have Learned

This includes questions, or incomplete sentences and paragraphs to be filled in to process what you learned from the lesson.



What I Can Do

This section provides an activity which will help you transfer your new knowledge or skill into real-life situations or concerns.



Assessment

This aims to evaluate your level of mastery in achieving the learning competency.



Additional Activities

This provides activity/activities to enrich your knowledge or skill of the lesson learned.



Answer Key

This contains answers to all activities in the module.

At the end of this module you will also find:

References

This is a list of all sources used in developing this module.

The following are some reminders in using this module:

1. Use the module with care. Do not put unnecessary mark/s on any part of the module. Use a separate sheet of paper in answering the exercises.
2. Don't forget to answer *What I Know* before moving on to the other activities included in the module.
3. Read the instructions carefully before doing each task.
4. Observe honesty and integrity in doing the tasks and checking your answers.
5. Ask your teachers/facilitator for help for any task you found difficult to do.
6. Finish the task at hand before proceeding to the next.
7. Return this module to your teacher/facilitator once you are through with it.

May this material give you a meaningful learning experience and a deep understanding of the focused competencies! You can do it.



What I Need to Know

This module was designed and written for you, Grade 3 pupils. This will help you master how to use plural from frequently occurring irregular nouns and use them in a sentence. The scope of this module permits it to be useful in many different learning situations. The language used recognizes the diverse vocabulary level of the learners. The lessons are arranged to follow the standard sequence of the course. But the order in which you read them can be changed to correspond with the textbook you are now using.

After going through this module, you are expected to identify nouns in a sentence; form the plural form of irregular nouns; and use plural from frequently occurring irregular nouns in a sentence (**EN3G-Ii-j-2.4**).

Enjoy your journey. Good luck!



What I Know

Directions: Identify the noun used in each sentence. Choose the letter of the correct answer and write it on a separate sheet of paper.

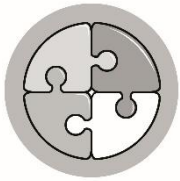
1. The child ate almost all the grapes.
 - a. ate
 - b. child
 - c. almost
 - d. all
2. The man danced all night on the stage.
 - a. man
 - b. danced
 - c. all
 - d. the
3. That woman bought this pair of shoes for the old lady.
 - a. that
 - b. woman
 - c. bought
 - d. old
4. Her shoes are very small that caused her foot swelled.
 - a. small
 - b. very
 - c. foot
 - d. swelled
5. The boy kicked the ball so hard.
 - a. boy
 - b. kicked
 - c. the
 - d. hard

Lesson

1

Singular to Plural Nouns of Irregular Nouns


Some nouns have the same singular and plural forms. Nouns change some letters in the spelling of the word to form its plural form.



What's In

Direction: Read and study the following sets of irregular noun.

A



deer- deer

B




foot- feet


C




louse- lice




trout- trout



goose- geese




mouse- mice



salmon- salmon



tooth- teeth



ox- oxen



What's New

Direction: Read the poem below and answer the questions that follow.

Poem of Irregular Nouns

by Nova C. Jalad

One man fed the two hungry men
These men gave him a goose,
One goose turned into four geese,
“Wow! This is awesome,” he said.

One woman gave her dresses to the three women,
These women gave her a gold tooth,
One gold tooth turned into six gold teeth,
“Wow! This is great,” she said.

One child gave his toys to the four children,
These children gave him a white mouse,
One white mouse turned into eight mice,
“Wow! This is amazing,” he said.

Comprehension Questions

Directions: Read and understand the questions carefully. Choose the letter of the correct answer and write your answer on a separate sheet of paper.

1. What did the two men give the man?
 - a. a bird
 - b. a goose
 - c. a dog
 - d. a pig
2. Who gave a gold tooth to the woman?
 - a. the three women
 - b. the three little mice
 - c. the four children
 - d. the three geese
3. What did the woman receive from the three women?
 - a. a gold tooth
 - b. a gold foot
 - c. a gold dress
 - d. a gold
4. How did the child feel when he received the mouse?
 - a. He was angry.
 - b. He was sad.
 - c. He was happy.
 - d. He was worry.
5. How did everybody in the poem feel on what they received?
 - a. They were lonely.
 - b. They were angry.
 - c. They were happy.
 - d. They were disappointed.



What is It

Have you noticed the underlined words in the poem? How do we form the plural of the following irregular nouns? In order to do this, you have to understand and follow the rules in forming the plural form of irregular nouns.

Rules to follow in forming plural form of irregular nouns.

Rule 1: Change the spelling of the following irregular nouns to help you remember the plural form.

Examples:

man	-	men
woman	-	women
goose	-	geese
tooth	-	teeth
child	-	children
mouse	-	mice
foot	-	feet

Rule 2: Some nouns do not change in form whether they are singular or plural.

Examples:

deer	-	deer
sheep	-	sheep
trout	-	trout
fowl	-	fowl



What's More

Activity 1: Identifying Nouns in the Sentence

Directions: Identify the irregular nouns in the following sentences. Write the letter of the correct answer on a separate sheet of paper.

1. The woman gives her dresses.
 - a. the
 - b. woman
 - c. gives
 - d. dresses
2. He gives him a goose.
 - a. he
 - b. him
 - c. gives
 - d. goose
3. The child is happy when he received his gift.
 - a. child
 - b. happy
 - c. received
 - d. gift
4. She received a gold tooth.
 - a. she
 - b. received
 - c. tooth
 - d. gold
5. This man is hailed as the "hero of the year".
 - a. man
 - b. hailed
 - c. hero
 - d. year

Activity 2: Plural of Irregular Nouns

Directions: Match the singular form of irregular noun in Column A with its plural form in Column B. Write the letter of the correct answer on a separate sheet of paper.

A	B
1. woman	a. teeth
2. mouse	b. men
3. child	c. women
4. tooth	d. children
5. man	e. mice



What I Have Learned

Direction: Answer the following questions.

- A. How will you identify the noun in the sentence?
- B. What are the rules in forming irregular nouns?



What I Can Do

Let us see what you can do.

Directions: Write the correct plural form of the underlined irregular noun and do it on a separate sheet of paper.

_____ 1. This man pretended as a rich merchant.

_____ 2. The child wants to eat the whole cake.

_____ 3. I have seen a goose grazing over the pond.

_____ 4. His foot swelled so badly.

_____ 5. They saw a big mouse in the closet.



Assessment

Directions: Write the plural form of the following irregular nouns inside the parentheses. Write the correct answer on a separate sheet of paper.

1. (Child) _____ love to play at the beach.
2. She lost two (tooth)_____.
3. A family of (mouse) _____ lives in the bottom of the cabinet.
4. The three (man) _____ passed by the bridge.
5. These (woman) _____ are excited to visit the Aliwagwag falls.



Additional Activity

Directions: Write the plural form of the given nouns and use them to construct a sentence. Write your answer on a separate sheet of paper.

1. goose - _____

2. ox - _____

3. shrimp - _____

4. sheep - _____

5. person - _____



Answer Key

Additional Activity

1. geese
2. oxen
3. shrimp
4. sheep
5. people

Assessment

1. children
2. teeth
3. mice
4. men
5. women

What I Can Do

1. men
2. children
3. geese
4. feet
5. mice

What's More

Activity 1:

1. b
2. d
3. a
4. c
5. a

Activity 2

1. c
2. e
3. d
4. a
5. b

What's New

Comprehension Questions

1. b
2. a
3. a
4. c
5. c

What I Know

1. B
2. A
3. B
4. C
5. A

References

Curriculum Guide for Grade 3

Teacher's Guide for Grade 3

Let's Get Better in English 3 (Learner's Material)

<https://www.storyjumper.com/book/index/20822538/Irregular-Plural-Nouns#page/18>

For inquiries or feedback, please write or call:

Department of Education - Bureau of Learning Resources (DepEd-BLR)

Ground Floor, Bonifacio Bldg., DepEd Complex
Meralco Avenue, Pasig City, Philippines 1600

Telefax: (632) 8634-1072; 8634-1054; 8631-4985

Email Address: blr.lrqad@deped.gov.ph * blr.lrpd@deped.gov.ph