


3

# English

## Quarter 1 – Module 5: Sentence Galore



**English– Grade 3**  
**Alternative Delivery Mode**  
**Quarter 1 – Module 5: Sentence Galore**  
**First Edition, 2020**

**Republic Act 8293, section 176** states that: No copyright shall subsist in any work of the Government of the Philippines. However, prior approval of the government agency or office wherein the work is created shall be necessary for exploitation of such work for profit. Such agency or office may, among other things, impose as a condition the payment of royalties.

Borrowed materials (i.e., songs, stories, poems, pictures, photos, brand names, trademarks, etc.) included in this module are owned by their respective copyright holders. Every effort has been exerted to locate and seek permission to use these materials from their respective copyright owners. The publisher and authors do not represent nor claim ownership over them.

Published by the Department of Education  
Secretary: Leonor Magtolis Briones  
Undersecretary: Diosdado M. San Antonio

**Development Team of the Module**

**Authors:** Marilou P. Masunag, Doris M. Dayaan

**Editors:** Melody Jane P. Cajes, Mark Fil L. Tagsip, Nancy P. Sumagaysay

**Reviewers:** Gemma C. Pullos, Belen D. Tado, Eduardo Jr. A. Veroy

**Illustrator:** Melchor S. Aba-a

**Layout Artist:** Mark Fil L. Tagsip

**Management Team:** Evelyn R. Fetalvero

Reynaldo B. Mellorida

Janette G. Veloso

Maria Concepcion K. Wong

Analiza C. Almazan

Susan N. Salazar

Ma. Cielo D. Estrada

Merlyn M. Lasaca

Manuel P. Vallejo

Nancy P. Sumagaysay

**Printed in the Philippines by** \_\_\_\_\_

**Department of Education – Region XI**

Office Address: F. Torres St., Davao City

Telefax: (082) 291-1665; (082) 221-6147

E-mail Address: region11@deped.gov.ph \* lrms.regionxi@deped.gov.ph

# English

Quarter 1 – Module 5:  
Sentence Galore

# Introductory Message

For the facilitator:

Welcome to the English 3 Alternative Delivery Mode (ADM) Module on **Sentence Galore!**

This module was collaboratively designed, developed and reviewed by educators both from public and private institutions to assist you, the teacher or facilitator in helping the learners meet the standards set by the K to 12 Curriculum while overcoming their personal, social, and economic constraints in schooling.

This learning resource hopes to engage the learners into guided and independent learning activities at their own pace and time. Furthermore, this also aims to help learners acquire the needed 21st century skills while taking into consideration their needs and circumstances.

As a facilitator, you are expected to orient the learners on how to use this module. You also need to keep track of the learners' progress while allowing them to manage their own learning. Furthermore, you are expected to encourage and assist the learners as they do the tasks included in the module.

For the learner:

Welcome to the English 3 Alternative Delivery Mode (ADM) Module on **Sentence Galore!**

This module was designed to provide you with fun and meaningful opportunities for guided and independent learning at your own pace and time. You will be enabled to process the contents of the learning resource while being an active learner.

This module has the following parts and corresponding icons:



*What I Need to Know*

This will give you an idea of the skills or competencies you are expected to learn in the module.



*What I Know*

This part includes an activity that aims to check what you already know about the lesson to take. If you get all the answers correct (100%), you may decide to skip this module.



*What's In*

This is a brief drill or review to help you link the current lesson with the previous one.



*What's New*

In this portion, the new lesson will be introduced to you in various ways such as a story, a song, a poem, a problem opener, an activity or a situation.



### *What is It*

This section provides a brief discussion of the lesson. This aims to help you discover and understand new concepts and skills.



### *What's More*

This comprises activities for independent practice to solidify your understanding and skills of the topic. You may check the answers to the exercises using the Answer Key at the end of the module.



### *What I Have Learned*

This includes questions or blank sentence/paragraph to be filled in to process what you learned from the lesson.



### *What I Can Do*

This section provides an activity which will help you transfer your new knowledge or skill into real life situations or concerns.



### *Assessment*

This is a task which aims to evaluate your level of mastery in achieving the learning competency.



### *Additional Activities*

In this portion, another activity will be given to you to enrich your knowledge or skill of the lesson learned.



### *Answer Key*

This contains answers to all activities in the module.

At the end of this module you will also find:

### ***References***

This is a list of all sources used in developing this module.

The following are some reminders in using this module:

1. Use the module with care. Do not put unnecessary mark/s on any part of the module. Use a separate sheet of paper in answering the exercises.
2. Don't forget to answer *What I Know* before moving on to the other activities included in the module.
3. Read the instruction carefully before doing each task.
4. Observe honesty and integrity in doing the tasks and checking your answers.
5. Finish the task at hand before proceeding to the next.
6. Return this module to your teacher/facilitator once you are through with it.

If you encounter any difficulty in answering the tasks in this module, do not hesitate to consult your teacher or facilitator. Always bear in mind that you are not alone.

We hope that through this material, you will experience meaningful learning and gain deep understanding of the relevant competencies. You can do it



## *What I Need to Know*

This module was designed and written with you in mind. It is here to help you master on the kinds of sentences. As you go over the pages, you will be exposed to what we call sentence galore wherein you will experience exciting activities that will enrich your knowledge about the declarative, interrogative, exclamatory and imperative sentences.

The scope of this module permits it to be used in many different learning situations. The language used recognizes the diverse vocabulary level of learners. The lessons are arranged to follow the standard sequence of the course. But the order in which you read them can be changed to correspond with the textbook you are now using.

After going through this module, you are expected to use different kinds of sentence (**EN3G-Ic-3**).

Enjoy your journey. Good luck!





## *What I Know*

Directions: Read each question. Choose the letter of the correct answer.

1. What is a declarative sentence?
  - a. It tells about something.
  - b. It asks about something.
  - c. It expresses a strong feeling when telling about something.
  - d. It makes a simple command or request.
  
2. What is an imperative sentence?
  - a. It tells about something.
  - b. It asks about something.
  - c. It expresses a strong feeling when telling about something.
  - d. It makes a simple command or request.
  
3. What is an exclamatory sentence?
  - a. It tells about something.
  - b. It asks about something.
  - c. It expresses a strong feeling when telling about something.
  - d. It makes a simple command or request.
  
4. What is an interrogative sentence?
  - a. It tells about something.
  - b. It asks about something.
  - c. It expresses a strong feeling when telling about something.
  - d. It makes a simple command or request.

5. Which sentence below is an example of an interrogative sentence?
- a. The students help in the clean-up drive to prevent Dengue.
  - b. Please help in cleaning the surroundings.
  - c. Who helped in the clean-up drive to prevent Dengue?
  - d. I cannot help you!
6. Which sentence below is an example of an imperative sentence?
- a. The students help in the clean-up drive to prevent Dengue.
  - b. Please help in cleaning the surroundings.
  - c. Who helped in the clean-up drive to prevent Dengue?
  - d. I cannot help you!
7. Which sentence below is an example of a declarative sentence?
- a. The students help in the clean-up drive to prevent Dengue.
  - b. Please help in cleaning the surroundings.
  - c. Who helped in the clean-up drive to prevent Dengue?
  - d. I cannot help you!
8. Which sentence below is an example of an exclamatory sentence?
- a. The students help in the clean- up drive to prevent Dengue.
  - b. Please help in cleaning the surroundings.
  - c. Who help in the clean-up drive to prevent Dengue?
  - d. I cannot help you!

## Lesson

# 1

## Sentence Galore

Do you like to talk about a lot of things? Do you love to tell stories?

Of course you do. You retell stories that you have read from books or fairytale movies that you have watched on your television at home, or a simple story that you have heard from your grandmother, parents and siblings. In telling something, you are using a declarative sentence. A declarative sentence ends with a period (.).

Sometimes, you also ask a lot of questions to gain more knowledge and to acquire more information. You are curious to know more about the many things that surrounds you. By asking a question, you are using an interrogative sentence. An interrogative sentence ends with a question mark (?).

You are often expressive in telling about something. You show pride in expressing great appreciation when you receive something which is of value to you. When you are excited, or surprised, you often speak with strong emotion. In expressing excitement or emotion, you are using an exclamatory sentence. An exclamatory sentence ends with an exclamation mark (!).

Moreover, you are also taught good values such as obedience and respect by your parents at home and by your teachers in school. You want someone to tell you to do something in a nice way and so you also tell someone to do something for you in a nice way. In making a demand or request, you are using an imperative sentence. An imperative sentence ends with a period (.).



## *What's In*

In the past lesson, you knew what a sentence is. You also learned the four kinds of sentence.

### A. Finding the Difference

Directions: Copy the sentences in your notebook. Check the box before the number if it is a declarative or telling sentence and put an X mark if it is an interrogative or asking sentence.

1. The travellers used to stay at Hotel ni Pedro.

2. Did you buy food at the canteen?

3. The family had a great time at Langoyon Beach last Sunday.

4. The boy is celebrating his 8<sup>th</sup> birthday today.

5. When will be our First Culminating Performance?

### B. Sorting out sentences

Directions: Identify the imperative and exclamatory sentence from each item. Write the sentence on the correct column below.

1. a. The ground is so dusty!  
b. Water the ground before you sweep the dried leaves.
  
2. a. There is no pail of water inside the comfort room!  
b. Fill the pail with water.
  
3. a. Turn on the wall fans.  
b. It is so warm inside your room!

4. a. The toilet smells bad!  
b. Please do not forget to clean the toilet after using.
5. a. Take care of that dress.  
b. That's a lovely dress!

	Imperative Sentence	Exclamatory Sentence
1		
2		
3		
4		
5		



## *What's New*

Direction: Read the dialog below.

### A Fun Fair

By: Marilou P. Masunag

Kelvin: Have you heard that there is a fun fair now at the park?

Gabriel: Really? Oh wow! We need to tell nanay and tatay to bring us there tonight!

Kelvin: Yes, we must ride on that roller-coaster.

Gabriel: Nanay, will you take us to the fun fair tonight?

Kelvin: Yes, Nanay please. Can you buy us tickets to ride on the roller-coaster?

Mother: Yes, we will bring you there, but on one condition.

You must wash the dishes tonight after eating. Okay?

Gabriel and Kelvin: Yes, we will!

Mother: Okay, call your father now. Let us have our dinner.

### Comprehension Questions

Direction: Answer the following questions.

1. What is happening at the park right now?
2. What condition did nanay give the two boys?
3. What does Kelvin want to ride?
4. How many kinds of sentence are there in the dialog that you read?
5. "Let us have our dinner" is an example of what sentence?



## *What is It*

**Declarative Sentence** usually makes a statement. It is also called a telling sentence. It ends with a period.

**Interrogative Sentence** is usually presented in the form of question. It is also called an asking sentence. It ends with a question mark.

**Exclamatory Sentence** expresses a strong feeling. It ends with an exclamation mark.

**Imperative Sentence** commands or tells someone to do something. It ends with a period.



## What's More

### Activity A.1 Punctuating and Labelling

Directions: Read each sentence and add the correct punctuation mark. Then label it as Imperative, Declarative, Interrogative or Exclamatory.

Example: You have a nice Mandaya dress

Answer: You have a nice Mandaya dress.

Declarative

1. What is your favorite Larong Pinoy \_\_\_\_\_
2. Yehey, I got a gift from my tita \_\_\_\_\_
3. He is the best dancer in the group \_\_\_\_\_
4. Do your projects on time \_\_\_\_\_
5. Who is the most helpful in your family \_\_\_\_\_

### Activity A.2 Write Those Pics

Directions: Use each picture on the left to write a declarative, exclamatory, interrogative and imperative sentence. Don't forget to punctuate accordingly.

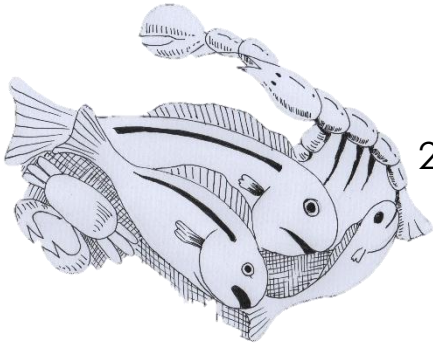


1. Write a declarative sentence

---

---





2. Write an interrogative sentence

---


---



3. Write an imperative sentence

---

---



4. Write an exclamatory sentence

---

---

### Activity B. End of Sentence Challenge

Direction: Use proper punctuation mark after each sentence.

Sentences	Punctuation Marks
1. What is your father's name	
2. My name is Ethan Mateo	
3. I am at the church	

4. Go home and pray	
5. Can you see the waterfalls	
6. Be careful	
7. Please close the door	
8. Fix your toys	
9. The seafood is delicious	
10. Wow! the ocean is amazing	



## *What I Have Learned*

1. What is a sentence that usually makes a statement and ends with a period?
2. What is a sentence that usually presented in the form of question and ends with a question mark?
3. What is a sentence that expresses a strong feeling and ends with an exclamation mark?
4. What is a sentence that commands or tells someone to do something?



## *What Can I Do*

Directions: Use different kinds of sentences based on the given situations. Write your answer in your notebook.

1. You request your classmate to let you borrow her notebook, what will you say?

---

2. What will you say if you suddenly saw a child fell down?

---

3. Introduce yourself.

---

4. You want to ask if how much is the price of the banana cue, what will you say?

---



## *Assessment*

Directions: Read the questions carefully. Choose the letter of the correct answer.

1. Which is **not** an interrogative sentence?
  - a. The baby is sleeping.
  - b. Is the baby sleeping?
  - c. Where does the baby sleep?
  - d. Who guard the baby as she sleeps?
  
2. What punctuation mark do we use after the declarative sentence?
  - a. (!)
  - b. (.)
  - c. (?)
  - d. (,)
  
3. Which of the following is an imperative sentence?
  - a. Turn off the faucet after using.
  - b. How old are you?
  - c. Amazing costumes!
  - d. Mother cooks food for us.
  
4. Which sentence expresses a strong emotion?
  - a. Get one whole sheet of paper.
  - b. Who is your teacher?
  - c. What a mess!
  - d. We attended the flag ceremony.
  
5. Write an interrogative sentence about the statement below.  
Marissa dreams to become a teacher someday.  

---



## *Additional Activities*

Directions: Read again the dialog about “Fun Fair”. Choose from the dialog an example of the following sentences.

1. Interrogative Sentence

*Sentence:* \_\_\_\_\_

2. Declarative Sentence

*Sentence:* \_\_\_\_\_

3. Imperative Sentence

*Sentence:* \_\_\_\_\_

4. Exclamatory Sentence

*Sentence:* \_\_\_\_\_



# Answer Key

<p><b>Additional Activity</b></p> <p>Answers may be either of the following:</p> <ol style="list-style-type: none"> <li>1. Have you heard that there is a funfair at the park?</li> <li>2. We must ride on that roller-coaster.</li> <li>3. Can you buy us tickets to ride on the roller-coaster?</li> <li>4. Really! Oh wow! We need to tell nanay and tatay to bring us there tonight!</li> </ol>	<p><b>What I Can Do</b></p> <ol style="list-style-type: none"> <li>1. May I borrow your notebook?</li> <li>2. Oh! my God! the child fell down!</li> <li>3. My name is _____.</li> <li>4. How much is the banana cue?</li> </ol> <p><b>Assessment</b></p> <ol style="list-style-type: none"> <li>1. a</li> <li>2. b</li> <li>3. a</li> <li>4. c</li> <li>5. What does Marissa dream to be someday?</li> </ol>	<p><b>What's More</b></p> <p>Activity A.1 (Punctuating and Labelling)</p> <ol style="list-style-type: none"> <li>1. (?) <u>Interrogative</u></li> <li>2. (i) <u>Exclamatory</u></li> <li>3. (.) <u>Declarative</u></li> <li>4. (!) <u>Imperative</u></li> <li>5. (?) <u>Interrogative</u></li> </ol> <p>Activity A.2 (Write That Pics)</p> <p>Answers may vary.</p> <ol style="list-style-type: none"> <li>1. The beach is clean.</li> <li>2. How much is 1 kilo of fish?</li> <li>3. You keep your toys.</li> <li>4. Oh no! the baby fell down!</li> </ol> <p>Activity B. End of Sentence Challenge</p> <ol style="list-style-type: none"> <li>1. (?) 2. (.) 3. (.) 4. (.) 5. (?)</li> <li>6. (i) 7. (.) 8. (.) 9. (.) 10. (i)</li> </ol>																		
<p><b>What's New</b></p> <ol style="list-style-type: none"> <li>1. It has a funfair.</li> <li>2. They will wash the dishes.</li> <li>3. roller-coaster</li> <li>4. There were four kinds of sentences.</li> <li>5. declarative sentence</li> </ol>	<p><b>What's In</b></p> <ol style="list-style-type: none"> <li>1. /</li> <li>2. x</li> <li>3. /</li> <li>4. /</li> <li>5. x</li> </ol> <p><b>B. Sorting out sentences</b></p> <table border="1"> <tr> <td>Imperative</td> <td>Water the ground before you sweep!</td> </tr> <tr> <td>exclamatory</td> <td>The ground is so dusty!</td> </tr> <tr> <td></td> <td>Fill the pail of the died leaves.</td> </tr> <tr> <td></td> <td>water.</td> </tr> <tr> <td></td> <td>Turn on the wall fans.</td> </tr> <tr> <td></td> <td>It is so warm inside your room!</td> </tr> <tr> <td></td> <td>Please do not forget to clean the toilet after using.</td> </tr> <tr> <td></td> <td>Take care of that dress.</td> </tr> <tr> <td></td> <td>That's a lovely dress!</td> </tr> </table>	Imperative	Water the ground before you sweep!	exclamatory	The ground is so dusty!		Fill the pail of the died leaves.		water.		Turn on the wall fans.		It is so warm inside your room!		Please do not forget to clean the toilet after using.		Take care of that dress.		That's a lovely dress!	<p><b>What I Know</b></p> <ol style="list-style-type: none"> <li>1. a</li> <li>2. d</li> <li>3. c</li> <li>4. b</li> <li>5. c</li> <li>6. b</li> <li>7. a</li> <li>8. d</li> </ol>
Imperative	Water the ground before you sweep!																			
exclamatory	The ground is so dusty!																			
	Fill the pail of the died leaves.																			
	water.																			
	Turn on the wall fans.																			
	It is so warm inside your room!																			
	Please do not forget to clean the toilet after using.																			
	Take care of that dress.																			
	That's a lovely dress!																			

## *References*

Curriculum Guide for Grade 3, pg. 55

Let's Get Better in English 3, Learner's Material, pg. 32, 51

**For inquiries or feedback, please write or call:**

Department of Education - Bureau of Learning Resources (DepEd-BLR)

Ground Floor, Bonifacio Bldg., DepEd Complex  
Meralco Avenue, Pasig City, Philippines 1600

Telefax: (632) 8634-1072; 8634-1054; 8631-4985

Email Address: [blr.lrqad@deped.gov.ph](mailto:blr.lrqad@deped.gov.ph) \* [blr.lrpd@deped.gov.ph](mailto:blr.lrpd@deped.gov.ph)