


English

Quarter 1 - Module 2

Lesson 4: Inferring the Meaning of Clipped Words Using Context Clues



English – Grade 5
Alternative Delivery Mode
Quarter 1 – Module 2, Lesson 4 – Inferring the Meaning of Clipped Words Using
Context Clues
First Edition, 2020

Republic Act 8293, Section 176 states that: No copyright shall subsist in any work of the Government of the Philippines. However, prior approval of the government agency or office wherein the work is created shall be necessary for exploitation of such work for profit. Such agency or office may, among other things, impose as a condition the payment of royalties.

Borrowed materials (i.e., songs, stories, poems, pictures, photos, brand names, trademarks, etc.) included in this module are owned by their respective copyright holders. Every effort has been exerted to locate and seek permission to use these materials from their respective copyright owners. The publisher and authors do not represent nor claim ownership over them.

Published by the Department of Education
Secretary: Leonor Magtolis Briones
Undersecretary: Diosdado M. San Antonio

Development Team of the Module

Writer: Analie M. Saludo

Editors: Rustum D. Geonzon, Jovy Y. Salinas, and Dean Ric M. Endriano

Reviewers: Ronalene J. Anonuevo and Airra Mae A. Dacut

Illustrator: Leovin G. Labian

Layout Artists: Janssen Louel C. Dabuet and Gibson J. Gayda

Management Team:

Ramir B. Uytico
Arnulfo M. Balane
Rosemarie M. Guino
Joy B. Bihag
Ryan R. Tiu
Dean Ric M. Endriano
Teodorico C. Peliño Jr.
Carmela R. Tamayo
Moises D. Labian Jr.
Antonio F. Caveiro
Josefina F. Dacallos
Faustino M. Tobes
Rustum D. Geonzon

Printed in the Philippines by _____

Department of Education – Region VIII

Office Address: Government Center, Candahug, Palo, Leyte
Telefax: 053 – 323-3156
Email Address: region8@deped.gov.ph

English

Quarter 1 – Module 2

Lesson 4: Inferring the Meaning of Clipped Words Using Context Clues

Introductory Message

For the facilitator:

Welcome to the **English 5** Alternative Delivery Mode (ADM) **Module 2, Lesson 4 on Inferring the Meaning of Clipped Words Using Context Clues!**

This module was collaboratively designed, developed, and reviewed by educators from both public and private institutions to assist you, the teacher or facilitator, in helping the learners to meet the standards set by the K to 12 Curriculum while overcoming their personal, social, and economic constraints in schooling.

This learning resource hopes to engage the learners into guided and independent learning activities at their own pace and time. Furthermore, this also aims to help learners acquire the needed 21st century skills while taking into consideration their needs and circumstances.










As a facilitator, you are expected to orient the learners on how to use this module. You also need to keep track of the learners' progress while allowing them to manage their own learning. Furthermore, you are expected to encourage and assist the learners as they do the tasks included in the module.

For the learner:

Welcome to the **English 5** Alternative Delivery Mode (ADM) **Module 2, Lesson 4 on Inferring the Meaning of Clipped Words Using Context Clues!**

This module was designed to provide you with fun and meaningful opportunities for guided and independent learning at your own pace and time. You will be allowed to process the contents of the learning resource while being an active learner.

This module has the following parts and corresponding icons:

- | | | |
|---|-----------------------------------|---|
|  | <i>What I Need to Know</i> | This will give you an idea of the skills or competencies you are expected to learn in the module. |
|  | <i>What I Know</i> | The activity in this part is designed to check what you already know about the lesson. If you get all the answers correct, you may decide to skip this module. |
|  | <i>What's In</i> | This is a brief drill or review to help you link the current lesson with the previous one. |
|  | <i>What's New</i> | In this section, the new lesson will be introduced to you in various ways such as a story, a song, a poem, a problem opener, an activity, or a situation. |
|  | <i>What Is It</i> | This section provides a brief discussion of the lesson. This aims to help you discover and understand new concepts and skills. |
|  | <i>What's More</i> | This comprises activities for independent practice to solidify your understanding of the topic. You may check the answers to the exercises using the Answer Key found at the end of the module. |
|  | <i>What I Have Learned</i> | This part may require you to answer questions or complete statements to help you see a summary of what you have learned from the previous sections of this module. |
|  | <i>What I Can Do</i> | This section provides an activity which will help you apply your new knowledge or skill into real-life situations. |
|  | <i>Assessment</i> | This section tests your level of mastery in realizing the objectives of the lesson which are based on the learning competency. |



Additional Activities

In this section, another activity will be given to you to enrich your knowledge or skill of the lesson that was presented.



Answer Key

This contains answers to all activities in the module.

At the end of this module, you will also find the **References** which contains the list of all sources cited or used as a guide in developing the material.

To get the most out of this module, you should take note of the following reminders:

1. Use the module with care. Do not put unnecessary mark/s on any part of the module. Use a separate sheet of paper in answering the exercises.
2. Don't forget to answer *What I Know* before moving on to the other activities included in the module.
3. Read the instruction carefully before doing each task.
4. Observe honesty and integrity in doing the tasks and checking your answers.
5. Finish each task before proceeding to the next.
6. Return this module to your teacher/facilitator once you are through with it.

If you encounter any difficulty in answering the tasks in this module, do not hesitate to consult your teacher or facilitator. Always bear in mind that they are there to help you.

We hope that through this material, you will enjoy a meaningful learning experience and gain a deeper understanding of the relevant competencies and skills. You can do it!



What I Need to Know

Have you ever heard of clipped words? How are they used in a sentence? To discover what these are all about, go through this lesson attentively as you are expected to:

- identify clipped words;
- write the original words of clipped words;
- give the clipped word of a given word; and
- infer the meaning of clipped words based on given context clues such as synonyms, antonyms, word parts, and others.



What I Know

Before you start, answer the questions below to determine how much you already know about the lesson to be discussed.

Directions: Give the original word of the given clipped word. Write the letter of the correct answer in your notebook.

1. coke - carbonated drink flavored with extract from Kola nuts
a. coca-cola b. cocoa c. cocaine d. coconut

2. co-ed - school attended by members of both sexes
a. co-edam b. co-edit c. co-editor d. co-educational

3. grannie, granny - the mother of your father or mother
a. grandmaster b. grandfather c. grandmother d. granary

4. vet - a doctor who practices veterinary medicine
a. vegetarian b. Vietnamese c. veteran d. veterinarian

5. gent - a man of refinement
a. genealogist b. gentleman c. gentle d. general

Well, how was it? Do you think you fared well? Check your answers from the *Answer Key* on Page 9 to find out.

If your answers are all correct, you did very well! This shows that you already know a lot about the topic. You may still study the module to review what you already know. Who knows, you might learn a few things that are newer as well.

If you got a low score, don't feel bad. This means that this module is for you. It will help you understand important concepts that you can apply in your daily life. If you study this module carefully, you will learn the answers to all items in the test and a lot more! Are you ready?

You may now begin the lesson.

Lesson**4****Inferring the Meaning of
Clipped Words Using Context
Clues*****What's In*****Activity 1**

Directions: Identify the shortened form of the underlined words in each sentence. Write only the letter.

- It is convenient to save documents in a compact diskette.
a. cd-rom b. disk c. USB
- He brought a very expensive motorbike.
a. auto b. bike c. cycle
- The athletes are waiting at the gymnasium.
a. center b. gym c. resto
- Tanya brought her cat to the veterinarian.
a. doctor b. medicare c. vet
- Kids love hamburger.
a. burger b. snack c. sandwich

Activity 2

Directions: Identify the meaning of the clipped word from the choices given.

- Albert works out at the gym. He is practicing basketball every day.
a. barber shop c. car center
b. beach resort d. sports center
- Analie lives in a dorm while studying in Manila. She will stay there until she finish her college degree.
a. nipa house c. classroom
b. sari-sari store d. temporary residence

3. Angelica Joy phoned her friend to invite her over for dinner.
- a. called
 - b. confronted
 - c. requested
 - d. messaged
4. A sub is a ship that can operate underwater.
- a. sailboat
 - b. jet ski
 - c. submarine
 - d. seaplane
5. I like to eat a healthy lunch every day.
- a. dinner
 - b. cuisine
 - c. meal
 - d. snack



What's New

Look at the words *mathematics*, *hamburger*, and *market*. What happens if we remove or omit some letters from these words in a certain way?

mathematics
~~h~~amburger
mar**k**et

Can you still recognize the words? Have you ever heard of or encountered the words *math*, *burger*, and *mart* before? If you were to use the words, which ones will you choose? What do we call these words that become shorter without changing their meaning?



What Is It

Most of us like to make things simple. In speech and in writing, we often shorten words to make them easier to say, write, remember, and understand. Instead of saying “I want to wear **pantaloons** today,” one would always say, “I want to wear **pants** today.” Likewise, you often hear people say “**math**” instead of “**mathematics**.” It seems that people prefer to use the shorter and simpler version of the word.

Words like *math*, *burger*, *mart*, and *pants* are what we call **clipped words**. Clipped words are words that have been shortened or “clipped” so that they become much shorter than the original words. Clipped words retain the meaning of the longer word. The process in which a word is reduced or shortened without changing the meaning of the word is called **clipping**.

To give you better idea about clipped words, you need to be familiar with its different types.

Types of Clipping

Read and understand the meaning of each type.

1. **Backclipping** – Only the first part of the word is left intact.
Examples:
bra (**br**assiere) app (**app**lication)

2. **Foreclipping** – Only the last part of the word remains. Examples:
phone (tele**phone**) gator (all**igator**)


3. **Middle Clipping** – Only the middle part of the word stands.
Example:
* flu (in**flu**enza)

Other examples:

Original Word	Clipped Word	Type of Clipping	Definition
Alchemist	Chemist	Fore clipping	a person who tries to find a way to change ordinary metals into gold and to find a medicine which would cure any disease.
Dormitory	Dorm	Back clipping	a large room containing many beds, especially in a boarding school or university.
Pajamas	Jams	Middle clipping	Soft loose clothing which is worn in bed and consists of trousers and a type of shirt.
Refrigerator	Fridge	Middle clipping	a piece of kitchen equipment which uses electricity to preserve food at a cold temperature.

Original Word	Clipped Word	Type of Clipping	Definition
Memorandum	Memo	Back clipping	a short written report prepared specially for a person or group of people which contains information.
Turnpike	Pike	Fore clipping	a motorway which you usually have to pay to use.

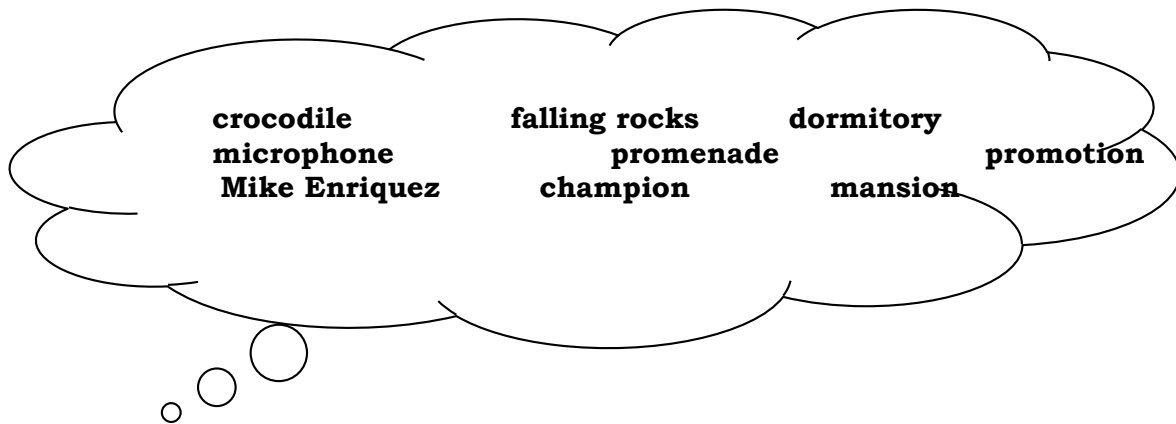
Source: *Teacher's Guide in English V- (Dearborn E. Villafranca, Region IV-A-Laguna)*



What's More

Activity 1

Directions: Read each sentence that contains a clipped word. Figure out the meaning of the clipped word using context clues and match it with its longer word found in the bubblehead.



- _____ 1. Avoid going to the swamps and rivers in this area. I've heard that a **croc** lurks somewhere.
- _____ 2. Every high school girl dreams of attending a **prom** or a formal dance held for a school class towards the end of the academic year.
- _____ 3. Manny Pacquiao is the only boxing **champ** who won titles in seven weight divisions.
- _____ 4. Check the **mike** before starting the live broadcast.
- _____ 5. The students don't want to stay at the **dorm** alone because they heard some strange sounds.

Activity 2

Directions: Write the original word of the underlined clipped word.

Example: Their company spends a lot of money on ads. (advertisements)

1. Our barangay distributed five kilos of rice during the lockdown.
2. My lab results on COVID 19 came out negative.
3. The copter forces transported soldiers and frontline workers to the field Hospital.
4. Jeepneys need gas to run.
5. Teens are not happy about staying home all day.



What I Have Learned

- **A clipped word** is a word formed by shortening a longer word without changing its meaning.
- There are three common types of clipping: **backclipping, foreclipping, and middle clipping.**
- Context clues like synonyms, antonyms, word parts, and others can help in inferring the meaning of clipped words.



What I Can Do

Directions: Rewrite the sentence using the clipped word of the underlined item.

1. Keep the cheese inside the refrigerator.
2. Tiktok is a popular smartphone application.
3. A hippopotamus is a gentle giant.
4. You have to see your doctor once a year for a checkup
5. The earthquake lasted for about a minute.



Assessment

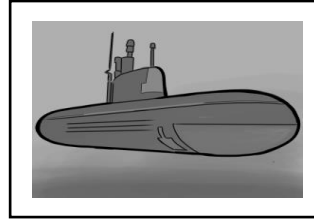
Directions: Identify the meaning of the clipped word from the choices given.

1. Always wear a helmet when you ride a bike.
a. motorcycle b. pedicab c. bicycle
2. The fans screamed and cried when Justine Beiber appeared on stage.
a. cooling devices on stage that direct air current
b. people who follow and admire another
c. the loud speakers used during a concert
3. Floyd Mayweather loves to ride a limo when he is out at night.
a. rare breed of horse
b. private jet
c. expensive car
4. You won't feel better if you don't take your meds.
a. vitamins
b. medicines
c. drugs
5. You need to study and prepare for an exam.
a. test b. game c. lesson



Additional Activities

Directions: Using these pictures, give the original word, clipped word, and meaning.





Answer Key

What's More

Activity 1

1. crocodile
2. promenade
3. champion
4. microphone
5. dormitory

Activity 2

1. kilograms
2. laboratory
3. helicopter
4. gasoline
5. teenagers

What I Know

1. A
2. D
3. C
4. D
5. B

What's In



Activity 1

1. B
2. B
3. B
4. C
5. A

Activity 2

1. D
2. D
3. A
4. C
5. C

Additional Activities

Original Word	Clipped Word	Meaning
 Necktie	tie	A long piece of cloth that is worn by men around the neck and under a collar and that is tied in front with a knot at the top.
 submarine	sub	A ship that can operate underwater.

What I Can Do

1. fridge
2. app
3. hippo
4. doc
5. quake

Assessment

1. C
2. B
3. C
4. B
5. A

References

“Clipping,” Accessed May 27, 2020 <https://www.merriam-webster.com/dictionary/clipping>.

“List of Clipped Words.” Accessed June 12, 2020, <https://www.sightwordsgame.com/vocabulary-words/word-play/clip-words/>.

Teacher’s Guide in English V, (EN5V-Ih-12 and 13).

“Word Formation - Compounding Words, Blending and Clipping,” ESL Lesson Plans for All Grade Levels, Accessed May 30, 2020, <https://www.brighthubeducation.com/esl-lesson-plans/59679-forming-new-words-compounds-clipping-and-blends/>.

For inquiries or feedback, please write or call:

Department of Education - Bureau of Learning Resources (DepEd-BLR)

Ground Floor, Bonifacio Bldg., DepEd Complex
Meralco Avenue, Pasig City, Philippines 1600

Telefax: (632) 8634-1072; 8634-1054; 8631-4985

Email Address: blr.lrqad@deped.gov.ph * blr.lrpd@deped.gov.ph