


2

English

Quarter 1 – Module 4: Recognizing the Use of A/An + Noun



English – Grade 2
Alternative Delivery Mode
Quarter 1 – Module 4: Recognizing the use of A/An + Noun
First Edition, 2020

Republic Act 8293, section 176 states that: No copyright shall subsist in any work of the Government of the Philippines. However, prior approval of the government agency or office wherein the work is created shall be necessary for exploitation of such work for profit. Such agency or office may, among other things, impose as a condition the payment of royalties.

Borrowed materials (i.e., songs, stories, poems, pictures, photos, brand names, trademarks, etc.) included in this module are owned by their respective copyright holders. Every effort has been exerted to locate and seek permission to use these materials from their respective copyright owners. The publisher and authors do not represent nor claim ownership over them.

Published by the Department of Education
Secretary: Leonor Magtolis Briones
Undersecretary: Diosdado M. San Antonio

Development Team of the Module

Writer:	Jo Ane J. Vital
Editor:	Rodel D. Lintag
Reviewers:	Liezl D. De Jesus Rodel D. Lintag
Graphic Artists:	Norylen D. Cunanan Kimberly Ann M. Paras
Management Team:	Nicolas T. Capulong Phd, CESO V Librada M. Rubio PhD Ma. Editha R. Caparas EdD Nestor P. Nuesca EdD Ramil G. Ilustre PhD Rodel D. Lintag Liezl D. De Jesus

Printed in the Philippines by _____

Department of Education – Region III

Office Address: Diosdado Macapagal Government Center
Maimpis City of San Fernando (P)
Telefax: (045) 598-8580 to 89; (045) 402-7003 to 05
E-mail Address: region3@deped.gov.ph

English

Quarter 1 – Module 4:
Recognizing the Use of A/An
+ Noun

Introductory Message

For the facilitator:

Welcome to the English 2 Alternative Delivery Mode (ADM) Module on Recognizing the Use of A/An + Noun!

This module was collaboratively designed, developed and reviewed by educators both from public and private institutions to assist you, the teacher or facilitator in helping the learners meet the standards set by the K to 12 Curriculum while overcoming their personal, social, and economic constraints in schooling.

This learning resource hopes to engage the learners into guided and independent learning activities at their own pace and time. Furthermore, this also aims to help learners acquire the needed 21st century skills while taking into consideration their needs and circumstances.

In addition to the material in the main text, you will also see this box in the body of the module:



Notes to the Teacher

This contains helpful tips or strategies that will help you in guiding the learners.





As a facilitator, you are expected to orient the learners on how to use this module. You also need to keep track of the learners' progress while allowing them to manage their own learning. Furthermore, you are expected to encourage and assist the learners as they do the tasks included in the module.








For the learner:

Welcome to the English 2 Alternative Delivery Mode (ADM) Module on Recognizing the Use of A/An + Noun!

This module was designed to provide you with fun and meaningful opportunities for guided and independent learning at your own pace and time. You will be enabled to process the contents of the learning resource while being an active learner.

This module has the following parts and corresponding icons:

 <i>What I Need to Know</i>	This will give you an idea of the skills or competencies you are expected to learn in the module.
 <i>What I Know</i>	This part includes an activity that aims to check what you already know about the lesson to take. If you get all the answers correct (100%), you may decide to skip this module.
 <i>What's In</i>	This is a brief drill or review to help you link the current lesson with the previous one.
 <i>What's New</i>	In this portion, the new lesson will be introduced to you in various ways such as a story, a song, a poem, a problem opener, an activity or a situation.

 <p><i>What is It</i></p>	<p>This section provides a brief discussion of the lesson. This aims to help you discover and understand new concepts and skills.</p>
 <p><i>What's More</i></p>	<p>This comprises activities for independent practice to solidify your understanding and skills of the topic. You may check the answers to the exercises using the Answer Key at the end of the module.</p>
 <p><i>What I Have Learned</i></p>	<p>This includes questions or blank sentence/paragraph to be filled in to process what you learned from the lesson.</p>
 <p><i>What I Can Do</i></p>	<p>This section provides an activity which will help you transfer your new knowledge or skill into real life situations or concerns.</p>
 <p><i>Assessment</i></p>	<p>This is a task which aims to evaluate your level of mastery in achieving the learning competency.</p>
 <p><i>Additional Activities</i></p>	<p>In this portion, another activity will be given to you to enrich your knowledge or skill of the lesson learned.</p>
 <p><i>Answer Key</i></p>	<p>This contains answers to all activities in the module.</p>

At the end of this module you will also find:

References

This is a list of all sources used in developing this module.

The following are some reminders in using this module:

1. Use the module with care. Do not put unnecessary mark/s on any part of the module. Use a separate sheet of paper in answering the exercises.
2. Don't forget to answer *What I Know* before moving on to the other activities included in the module.
3. Read the instruction carefully before doing each task.
4. Observe honesty and integrity in doing the tasks and checking your answers.
5. Finish the task at hand before proceeding to the next.
6. Return this module to your teacher/facilitator once you are through with it.

If you encounter any difficulty in answering the tasks in this module, do not hesitate to consult your teacher or facilitator. Always bear in mind that you are not alone.

We hope that through this material, you will experience meaningful learning and gain deep understanding of the relevant competencies. You can do it!



What I Need to Know

This module provides you with activities that will help you learn about the use of a/an + noun. Activities in this module will also teach you the proper way of using them in your day to day life.


At the end of this module, you are expected to:

1. recognize the use of a/an + noun; and
2. use a/an with nouns correctly.



What I Know

This is a picture of a family having a picnic. Let's find out the things the family do during ✓ their picnic. Put a check () in the box if the activity could be observed from the picture and a cross (X) if it is not in the picture. Write your answers on a separate sheet of paper or in your notebook.



1. a boy playing a boat
2. a girl catching a butterfly
3. an airplane in the sky
4. an owl on the tree
5. a mother taking some pictures

Lesson 1

Recognizing the Use of a/an + Noun

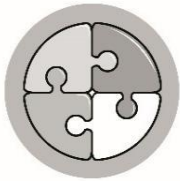
Some words are long, some are small, but even if they are small words, they play an important role in the English language.

These small words are called *articles*.

The words a and an are articles. These words are always used with nouns.

These are special kinds of adjectives.

They give information about nouns.



What's In

Read the story below. Identify the articles used in the story then answer the questions that follow.

Out for a Picnic

One Saturday morning, my family and I went on a picnic. We have lots of packed food to eat. We drove to a beautiful park. We saw a tree near the lake. We chose to stay under the big tree and we sat on a blanket. We saw a boy flying a kite and a girl riding on a bike. We also saw a vendor selling balloons. Mother bought me a red balloon. It was really a nice day. We had a wonderful time.

Read and answer the questions orally.

1. What did the whole family do one Saturday morning?
 - a. had a picnic
 - b. went to the mall
2. What did they bring?
 - a. food
 - b. clothes
3. Where did they sit on?
 - a. on a blanket
 - b. on the rocks
4. What did they see in the sky?
 - a. kite
 - b. plane
5. Who is riding on a bike?
 - a. a boy
 - b. a girl



What's New

- An **article** is a small word with a very important job.
- **Articles** are special kinds of adjectives. They give information about nouns.
 - **A** and **an** are articles. These words are always used with nouns.
 - If the nouns begin with a consonant sound, use **a**.
Examples: **a** boy
a tiger
a bicycle
 - If the nouns begin with a vowel sound, use **an**.
Examples: **an** orange
an inkpot
an octopus


Which is correct? Write your answer on a separate sheet of paper or in your notebook.

1. a tree or an tree _____
2. a bag or an bag _____
3. a owl or an owl _____
4. a egg or an egg _____
5. a dog or an dog _____



What is It

Choose the correct article to describe each noun. Do the activity on a sheet of paper or in your notebook.



(a, an) hen




(a, an) elf



(a, an) house




(a, an) ant



(a, an) castle

Are you now familiar with the use of a/an + noun?

Let's move on.



What's More

Remember this!

- Use a or an only with singular nouns.
Singular means only one.

Examples:

A vase means **one vase**

A big balloon means **one big balloon**

An electric fan means **one electric fan**

An old woman means **one old woman**

Other examples...

a toy

a pen

a cat

an airplane

an umbrella

an owl

Put a check ✓ () if the given phrase uses a correct article or a cross (X) if it does not. Write your answer on a sheet of paper or in your notebook.

- ____ 1. an orange
- ____ 2. a flowers
- ____ 3. a butterflies
- ____ 4. a bag
- ____ 5. an elephants

Guided Activity 1

On a separate sheet of paper or in your notebook, use **a** or **an** before the following words.

1. ____pencil



4. ____ telephone



2. ____insect



5. ____envelope



3. ____mask




Guided Activity 2

What is this? Write your answer on a sheet of paper or in your notebook.


an ant

a bat



an eagle

a parrot




a fan

an umbrella



a flower

an ice cream



Guided Assessment 1

Underline the correct article to complete each sentence. Do this on a separate sheet of paper or in your notebook.

1.	The man is riding (a, an) boat.
2.	I ate (a, an) apple.
3.	Dave saw (a, an) elephant.
4.	Karina drew (a, an) tree.
5.	Nana is reading (a, an) book.

Guided Assessment 2

Write a or an on the blank. Write your answers on a separate sheet of paper or in your notebook.

1.	I have ___ yellow bell.
2.	Mia baked ___ cake.
3.	Franco cooked ___ egg.
4.	He owns ___ orange bicycle.
5.	Selena sang ___ song.

Independent Activity 1

A. Fill in each blank with an article (**a** or **an**) to complete the sentence. Write your answer on a separate sheet of paper or in your notebook.

1. The best time to see _____ *star* is at night.
2. _____ *good friend* tells you the truth.
3. I ate _____ *egg* for breakfast.

4. I see _____ *elephant* at the circus.

5. _____ *kind friend* is _____ *gift*.

B. Choose the correct article (a, an) and color the bubble red. Do this activity on a separate sheet of paper or in your notebook.

1. Maria works in _____ hospital.

an a

2. She is _____ nurse.

an a

3. She has _____ cute little patient.

an a

4. She loves to give her patient _____ apple every day.

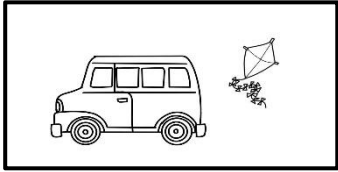

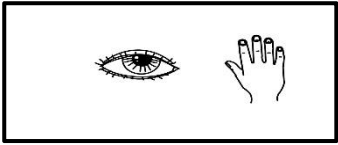


an a

5. All her patients were happy to have _____ nurse like her.

an a

Independent Activity 2

A. Write **a** or **an** on the blanks. Write your answers on a separate sheet of paper or in your notebook.

1.  _____ bus and _____ kite
2.  _____ fish and _____ starfish
3.  _____ eye and _____ hand
4.  _____ hive and _____ bee
5.  _____ man and _____ violin

B. On a separate sheet of paper or in your notebook, circle the correct article (**a**, **an**) in each sentence.

1. Elise wanted to read (**a**, **an**) story book for her classmates.
2. Carmina put (**a**, **an**) orange on her yogurt.
3. Put (**a**, **an**) raincoat when you go out in the rain.
4. (**A**, **An**) old woman cannot become (**a**, **an**) young girl again.
5. (**A**, **An**) oval is a shaped like (**a**, **an**) egg.

Independent Assessment 1

Box the correct article for each underlined noun in the sentence. Do this on a separate sheet of paper or in your notebook.

1. (A, An) dog is a cute pet.
2. (A, An) ant works hard.
3. (A, An) car passed by.
4. (A, An) doctor cured the sick kid.
5. (A, An) arrow is a sign pointing to a direction.



What I Have Learned

ARTICLES

(a, an + noun)

a + consonant

a + lamp
door
house
bag
tomato

an + vowel

an + apple
elephant
ice-cream
orange
umbrella

- ✓ We only use a or an with singular nouns.
- ✓ Singular means **only one**.

Examples:

- A vase means **one vase**
- A big balloon means **one big balloon**
- An electric fan means **one electric fan**
- An old woman means **one old woman**

➤ Why is it important to learn the use of a/an + noun?

It is important to learn how to use a/an with nouns so that we would use or write correct sentences.



What I Can Do

On a separate sheet of paper or in your notebook, use the following words in a sentence with the correct article a or an.

1. candle

2. cheese

3. paper



Assessment

A. Yes or No. Check **Yes (/)** if the given phrase has the correct article and **No (X)** if it does not have. Do the activity on a separate sheet of paper or in your notebook.

- | | | |
|-------------|--------|-------|
| 1. a man | Yes___ | No___ |
| 2. an apple | Yes___ | No___ |
| 3. a dog | Yes___ | No___ |
| 4. an owl | Yes___ | No___ |
| 5. an frog | Yes___ | No___ |

Complete the short story by supplying the correct article **a** or **an**. Do the activity on a separate sheet of paper or in your notebook.

The Poor Little Girl

Once there was ___ little girl named Annie. She was ___ beautiful lass who sells ___ eco-bag in the market. Every day, after her class, she sells eco-bags in the market. With her charm, many people buy her eco-bags. Annie was so happy and thankful to those who buy. With ___ grateful heart, she always prays to God and thank Him. Even though they are poor, she is ___ happy girl as she always thanks God for being with them all the time.



Additional Activities

A. Put a star (★) if the given phrase has a correct article and a cross (x) if it has a wrong article. Write your answers on a separate sheet of paper or in your notebook.

1. ___ an orange




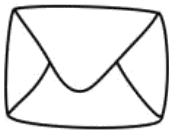




4. ___ an vase

2. ___ a flowers

5. ___ a envelope

3. ___ a book

B. Label the pictures. Then write the words in the correct column in the table below. Do the activity on a separate sheet of paper or in your notebook.

 1. <input type="text"/>	 2. <input type="text"/>	 3. <input type="text"/>	 4. <input type="text"/>
 5. <input type="text"/>	 6. <input type="text"/>	 7. <input type="text"/>	 8. <input type="text"/>

umbrella	pencil	flower	envelope
apple	cupcake	tree	butterfly

A	An



Answer Key

What I Know
 1. /
 2. /
 3. X
 4. /
 5. /
 What's In
 1-4. a 5. b

What's New
 1. a tree
 2. a bag
 3. an owl
 4. an egg
 5. a don
 What Is It
 1. a 2. an 3. a 4. an 5. a

What's More
 1. X
 2. X
 3. X
 4. X
 5. X

Guided Activity 1
 1. a 2. an 3. a 4. an 5. a
 Guided Assessment 1
 1. a 2. an 3. an 4. a 5. a
 Guided Activity 2
 1. a bat
 2. a parrot
 3. an umbrella
 4. a flower
 Guided Assessment 2
 1. a 2. a 3. an 4. an 5. a
 Independent Activity 1
 A. 1. a B. 1. a
 2. a 2. a
 3. an 3. a
 4. an 4. an
 5. a 5. a
 Independent Activity 2
 A. 1. a, a B. 1. a
 2. a, a 2. an
 3. an, a 3. a
 4. a, a 4. an, a
 5. a, a 5. an, an

A	flower
An	apple
	butterfly
	envelope
	tree
	pencil

Independent Assessment 1
 1. A
 2. An
 3. A
 4. A
 5. An
 What I Can Do
Answers vary.
 Assessment
 A. 1. Yes B. 1. a
 2. Yes 2. a
 3. Yes 3. an
 4. Yes 4. a
 5. No 5. a
 Additional Activities
 1. flower 5. pencil
 2. butterfly 6. umbrella
 3. tree 7. apple
 4. envelope 8. cupcake

Additional Activities
 A. 1
 2
 3
 4
 5

References

Hipolito, Myrna, Magdalena Rosopa, Porfiria Santos, Marimel Jane Polita, Eliza Cerveza, Rose Ann Pamintuan, Nerissa Lomeda, and Amcy Esteban. 2013. English 2 Learner's Material. 1st ed. Philippines: Department of Education

"K To 12 Curriculum Guide in English". 2016. Deped.Gov.Ph. <https://www.deped.gov.ph/wp-content/uploads/2019/01/English-CG.pdf>.

Department of Education. "K To 12 Most Essential Learning Competencies With Corresponding CG Codes". Pasig City: Department of Education Central Office, 2020.

For inquiries or feedback, please write or call:

Department of Education-Bureau of Learning Resources (DepEd-BLR)

Ground Floor, Bonifacio Bldg., DepEd Complex
Meralco Avenue, Pasig City, Philippines 1600

Telefax: (632) 8634-1072; 8634-1054; 8631-4985

Email Address: blr.lrqad@deped.gov.ph * blr.lrpd@deped.gov.ph