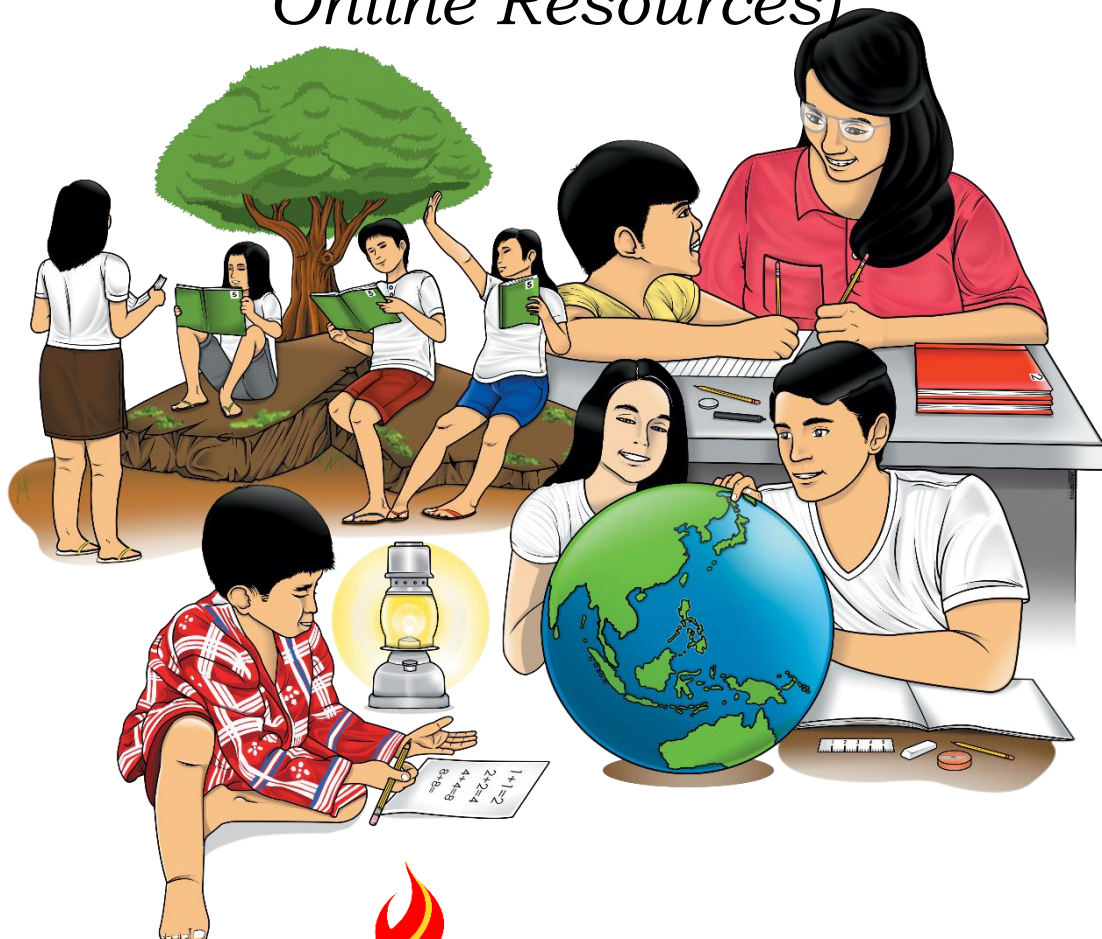


# English

## Quarter 1 – Module 2:

### Get To Know It!

*(Getting the Meaning of Words Using  
a Dictionary, Thesaurus, and/or  
Online Resources)*



**English – Grade 4**  
**Alternative Delivery Mode**  
**Quarter 1 – Module 2: Get To Know It!**

*Getting the Meaning of Words Using a Dictionary, Thesaurus, and/or Online Resources*  
**First Edition, 2020**

**Republic Act 8293, section 176** states that: No copyright shall subsist in any work of the Government of the Philippines. However, prior approval of the government agency or office wherein the work is created shall be necessary for exploitation of such work for profit. Such agency or office may, among other things, impose as a condition the payment of royalties.

Borrowed materials (i.e., songs, stories, poems, pictures, photos, brand names, trademarks, etc.) included in this module are owned by their respective copyright holders. Every effort has been exerted to locate and seek permission to use these materials from their respective copyright owners. The publisher and authors do not represent nor claim ownership over them.

Published by the Department of Education  
Secretary: Leonor Magtolis Briones  
Undersecretary: Diosdado M. San Antonio

**Development Team of the Module**

<b>Writers:</b> Ruel B. Diaz	Syrelle France S. Paterter
Ma. Francia N. Bulacan	Lea E. Basquiñas
<b>Editors:</b> Joan L. Lagata	Mai Anne D. Rondola
<b>Illustrator:</b> Jerome Bonzo	
<b>Layout Artist:</b> Brian Navarro	
<b>Management Team:</b> Gilbert T. Sadsad	
	Francisco B. Bulalacao Jr.
	Grace U. Rabelas
	Ma. Leilani R. Lorico
	Sancita B. Peñarubia
	Edison Mallapre
	Maritesa Orellana

Printed in the Philippines by \_\_\_\_\_

**Department of Education – Region V**

Office Address: Regional Center Site, Rawis, Legazpi City 4500  
Contact Number: 0917 178 1288  
E-mail Address: region5@deped.gov.ph

# English

**Quarter 1 – Module 2:**

**Get To Know It!**

*(Getting the Meaning of Words Using  
a Dictionary, Thesaurus, and/or  
Online Resources)*

# Introductory Message

For the facilitator:

Welcome to the **English 4** Alternative Delivery Mode (ADM) Module on **Getting the Meaning of Words Using a Dictionary, Thesaurus, and/or Online Resources!**

This module was collaboratively designed, developed, and reviewed by educators both from public and private institutions to assist you, the teacher or facilitator, in helping the learners meet the standards set by the K to 12 Curriculum while overcoming their personal, social, and economic constraints in schooling.

This learning resource hopes to engage the learners into guided and independent learning activities at their own pace and time. Furthermore, this also aims to help learners acquire the needed 21st century skills while taking into consideration their needs and circumstances.

As a facilitator, you are expected to orient the learners on how to use this module. You also need to keep track of the learners' progress while allowing them to manage their own learning. Furthermore, you are expected to encourage and assist the learners as they do the tasks included in the module.

For the learner:

Welcome to the **English 4** Alternative Delivery Mode (ADM) Module **Getting the Meaning of Words Using a Dictionary, Thesaurus, and/or Online Resources!**

This module was designed to provide you with fun and meaningful opportunities for guided and independent learning at your own pace and time. You will be enabled to process the contents of the learning resource while being an active learner.

This module has the following parts and corresponding icons:



***What I Need to Know***

This will give you an idea of the skills or competencies you are expected to learn in the module.



***What I Know***

This part includes an activity that aims to check what you already know about the lesson to take. If you get all the answers correct (100%), you may decide to skip this module.



***What's In***

This is a brief drill or review to help you link the current lesson with the previous one.



***What's New***

In this portion, the new lesson will be introduced to you through various ways like a story, a song, a poem, a problem opener, an activity or a situation.



***What is It***

This section provides a brief discussion of the lesson. This aims to help you discover and understand new concepts and skills.



### ***What's More***

This comprises activities for independent practice to solidify your understanding and skills of the topic. You may check the answers to the exercises using the Answer Key at the end of the module.



### ***What I Have Learned***

This includes questions or blank sentence/paragraph to be filled out to process what you learned from the lesson.



### ***What I Can Do***

This section provides an activity which will help you transfer your new knowledge or skill into real life situations or concerns.



### ***Assessment***

This is a task which aims to evaluate your level of mastery in achieving the learning competency.



### ***Additional Activities***

In this portion, another activity will be given to you to enrich your knowledge or skill of the lesson learned.



### ***Answer Key***

This contains answers to all activities in the module.

At the end of this module, you will also find:

**References**

This is a list of all sources used in developing this module.

The following are some reminders in using this module:

1. Use the module with care. Do not put unnecessary mark/s on any part of the module. Use a separate sheet of paper in answering the exercises.
2. Don't forget to answer *What I Know* before moving on to the other activities included in the module.
3. Read the instruction carefully before doing each task.
4. Observe honesty and integrity in doing the tasks and checking your answers.
5. Finish the task at hand before proceeding to the next.
6. Return this module to your teacher/facilitator once you are through with it.

If you encounter any difficulty in answering the tasks in this module, do not hesitate to consult your teacher or facilitator. Always bear in mind that you are not alone.

We hope that through this material, you will experience meaningful learning and gain deep understanding of the relevant competencies. You can do it!



## ***What I Need to Know***

***Hi, learner!*** I am “Kuya Pat”,  
your learning buddy in this module!



**At the end of your journey, you’ll be able to:**

- Get the meaning of words using a dictionary, thesaurus, and/or online resources.



## ***What I Know***



***How well do you know the lesson, learner?*** Let’s find out by answering the activity below. Don’t worry about the result. This is only a warm-up.

Let’s begin.

Read the questions carefully. Write your answers on your answer sheet.

1. Which of the following can be used in getting the meaning of unfamiliar words?
  - a. dictionary
  - b. notebook
  - c. diary
2. Why do we use a dictionary?
  - a. It helps us remember numbers.
  - b. It tells us what the words mean.
  - c. It provides solutions to a problem.



Use the dictionary below. What is the meaning of the word complacent?

**complacent** com.pla.cent adj. 1. marked by self-satisfaction especially by unawareness of actual dangers or deficiencies: marked by complacency: SELF-SATISFIED

- a. marked by self-satisfaction especially by unawareness of actual dangers or deficiencies
- b. in the process of receiving or giving systematic instruction, especially at a school or university
- c. facts provided or learned about something or someone

3. Use the dictionary below. What is the meaning of the word vigorous?

**righteous** righ.teous adj. 1. acting in accord with divine or moral law: free from guilt or sin 2. a. morally right or justifiable b. arising from an outraged sense of justice or morality 3. GENUINE, EXCELLENT

**vigorous** vig.or.ous adj. 1. Done with vigor: carried out forcefully and energetically 2. possessing vigor: full of physical or mental strength or active force: STRONG

- a. acting in accord with divine or moral law
- b. morally right or justifiable
- c. full of physical or mental strength or active force: STRONG

4. Using the dictionary in number 4, what word means morally right or justifiable?

- a. complacent
- b. righteous
- a. vigorous



Were your answers like these: **a, b a, c, b?**  
If **yes**, great! You'll learn more in this module.

**Lesson  
1**

**Getting the Meaning of Words  
using a Dictionary, Thesaurus,  
and/or Online Resources**

Communication is part of our life. We use words to convey our ideas and thoughts in mind. We can express our ideas either verbal or written. But no matter what avenue we use, familiarity to words define our understanding. One step to gain more words is by using a dictionary.

This module will help you familiarize and use the dictionary and thesaurus in getting the meaning of unfamiliar words. Besides, you will also learn that online sources can be used to get the meaning of unfamiliar words more easily. Enjoy learning!



***What's In***

Before you start a new lesson, let us have a short review of the lesson learned on the previous module.



Read the paragraph below. Identify the topic sentence, the supporting sentences, and the concluding sentence.

<sup>1</sup>In school, children begin discovering what they will be in the future. <sup>2</sup>Children are taught in school with the basic life skills such as computing and reasoning. <sup>3</sup>The school gives them chance to become doctors, policemen, engineer, teachers and whatever profession they would want to be. <sup>4</sup>The school also guides them to discover their talents, skills, and interests in life. <sup>5</sup>The school encourages children to always give the best and stand out in their own ways. <sup>6</sup>As a second home, school is a stage of different learners soon to be leaders of our country.

**Topic Sentence:** \_\_\_\_\_

**Supporting Sentences:** \_\_\_\_\_

**Concluding Sentence:** \_\_\_\_\_



**Check your answers on page 24.**

If you got all the answers correctly, it means that you really mastered the previous lesson.

If you did not get all answers correctly, you may find time reviewing it.



## What's New

### Guessing Game:

What resource material is shown in the picture below?




Photo via GOODFREEPHOTOS Gallery

**Clue:** It contains a lot of words and meanings.

You can find it in the word hunt puzzle below.

K	U	C	J	F	Z	Q	D	T	Y	A	Y	Z	N	U
T	S	Z	N	K	R	I	M	X	M	V	U	Q	L	A
X	R	O	C	Y	Q	X	V	I	Y	S	Y	E	X	O
K	V	P	S	E	P	L	Q	R	Q	K	H	L	C	I
N	Y	T	X	H	B	X	A	B	X	E	P	J	A	M
S	L	J	I	U	Q	N	V	D	P	J	V	D	I	D
U	A	H	M	J	O	E	J	K	X	H	I	W	H	F
F	W	L	E	I	G	H	B	H	E	Z	G	P	X	N
Z	R	A	T	U	M	U	T	J	N	M	X	Y	G	J
P	N	C	H	A	B	R	I	G	U	R	Z	S	B	H
G	I	X	U	R	T	H	D	P	A	K	N	G	W	Z
D	O	V	D	N	J	U	N	K	I	W	C	M	P	R
G	M	C	G	Y	T	S	C	F	D	P	E	V	L	E
H	Q	O	B	M	C	A	N	A	M	L	A	H	F	A
M	R	I	W	J	G	R	W	H	Y	X	F	S	Y	H


Created using Free Cross Word Puzzle Maker Application

Did you get the word?  
**Dictionary!** Nice, learner!

Do you know the legend of a dictionary? Before you read it, below are unfamiliar words that you will encounter. Let's unlock them first.



### Cross Word Hunt



**Across:**

- 2. a person who moves from one place to another
- 4. to look or find
- 5. waiting calmly for however long is needed
- 7. a feeling of excitement to do something

**Down:**

- 1. story about the beginning of something
- 3. a person who knows a lot
- 6. a book that contains words and their meaning
- 8. strong desire to know something

**To check your answers, go to page 24.**

Now that you unlocked the unfamiliar words, I'm sure you will enjoy the next activity!



## ***It's Fun to Read***

How did a dictionary begin to exist? Read the legend below.

### **The Legend of Dictionary**

*by: Ruel B. Diaz*

A long time ago, people have no idea about words and their meanings.

Dicson Nary, a migrant who loved traveling the world, saw a small group of people talking with each other. He wondered what they were talking about. His curiosity started then. He began listening to others' conversations, and day by day, new words were being added on his list. He was very patient searching for new words. He went to the different parts of the world looking for words that can be added on his word list. He continued searching for words. One day, he visited Merriam Webster, the most intelligent man in the world to ask for help.

"I have listed words but how could this be used by the people easily?", asked by Dicson. The two great men arrived into the idea of listing words in a way the alphabet is ordered. Dicson never stopped looking for words. He didn't notice that the number of words on his list are becoming more and more. People used to visit his house for one reason. All of them asked the same question, "Dicson what is the meaning of this word?" Days went on, Dicson had become known in the world as a man of words.

In honor of his great work and passion for words, the book that contains thousands of words and meanings was named after him. It was called dictionary. "For him, words were already part of human lives. You just have to discover its meaning by understanding how they were being used by us. All of us can make a dictionary. But not all can. Because patience had pushed me going forward to do my passion."

## ***I Am a WELL-DER (well-reader)***

Answer the following questions based on the legend that you have read.

1. Describe the people a long time ago.
2. Who is the migrant in the legend?
3. What made him curious about the meaning of words?
4. What did he do to the words gotten from the conversation of other people?
5. Where did he ask for help?
6. Describe Merriam Webster.
7. How are words arranged in Dicson's list after asking help to Merriam Webster?
8. What is the contribution of Dicson to the world?
9. What can you say to Dicson? Is Dicson worthy to idolize? Support your answer.

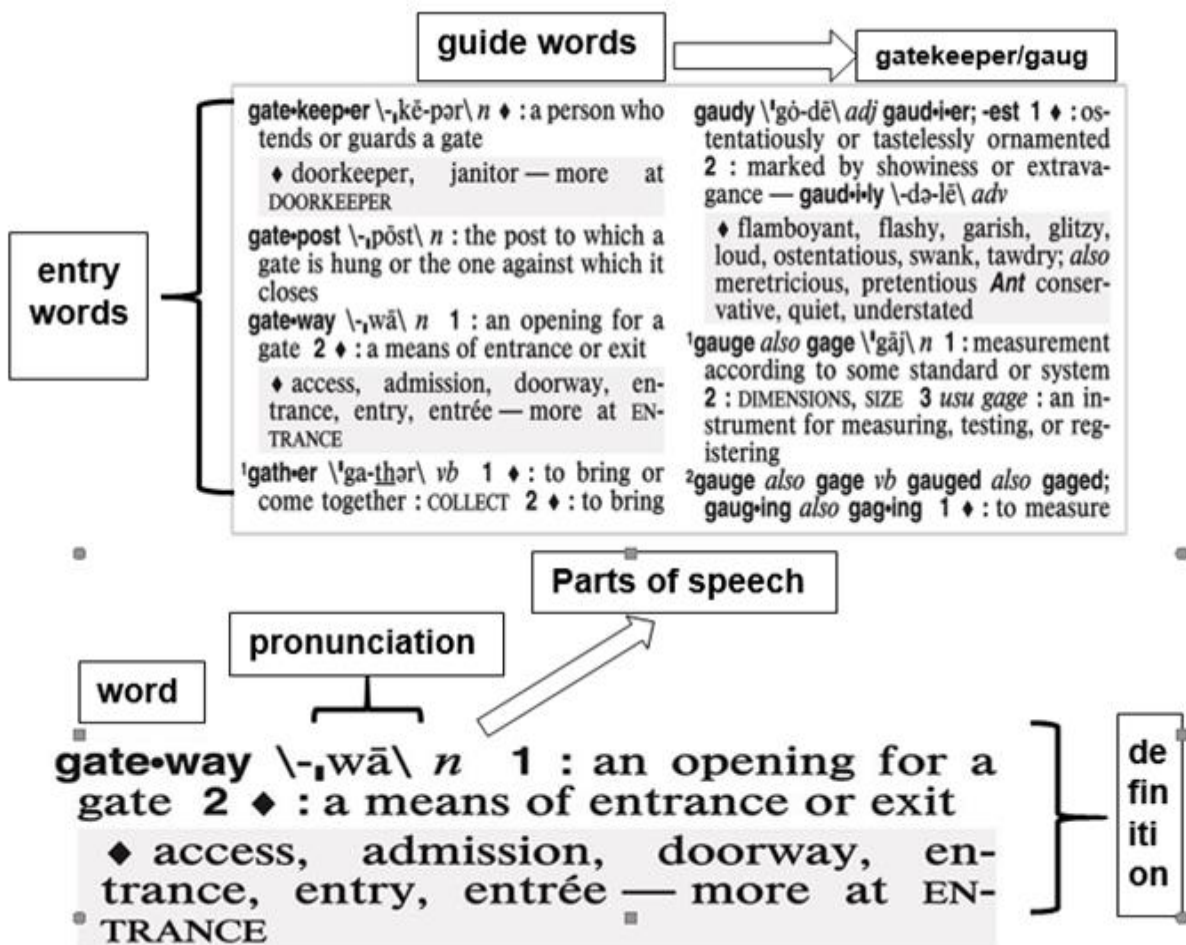


## What is It

What do you use in order to understand the meaning of a word? Do you know how to locate words in the dictionary?



Let us study the parts of a dictionary.



A dictionary has the following parts:

1. guide words
2. entry words
3. pronunciation
4. parts of speech
5. definition



**Guide words** are found at the top of each page in a dictionary. These words help find words easily because it tells you the first and last entry words on a page. Guide words can be placed together like in the example above. It can also be placed on the left and right. Guide word on the left is the first entry word in a page while guide word on the right is the last entry word on a page.

**Entry words** are words in a dictionary arranged in alphabetical order. These are written in **bold**.

Each entry word has the following information:

**Pronunciation** - This is separated into syllables and tells you how to pronounce the entry word;

**Parts of Speech** - This abbreviation tells you what part of speech the defined word is; and

**Definition** - This explains the meaning of the entry word. If there is more than one meaning, the definition is divided by numbers. Also, an example sentence is often used to make the meaning clearer.



It is expected that you can now use dictionary well.

**Was it helpful?** Let us try the activity

## A.I Can Use Dictionary Well

Use the dictionary below then answer the questions that follow.

**legendary** *adj* based on, described in, or being a myth  
〈The unicorn is a *legendary* creature.〉 — see MYTHICAL 1

**legerdemain** *n* 1 the art or skill of performing tricks or illusions for entertainment  
〈The illusionist's show is an entertaining blend of old-fashioned *legerdemain* and Las Vegas showmanship.〉 — see MAGIC 2

2 the use of clever underhanded actions to achieve an end  
〈The state legislature had to resort to some financial *legerdemain* to achieve the balanced budget.〉 — see TRICKERY

**legion** *n* 1 a large body of men and women organized for land warfare  
〈Hoping to escape his past, he joined the French Foreign *Legion*.〉 — see ARMY 1

2 a great number of persons or things gathered together  
〈There were *legions* of teenagers crowding the stadium at the rock concert.〉 — see CROWD 1

**legionary** *n* a person engaged in military service  
〈Many

Photo via Merriam-Webster's Intermediate Thesaurus

1. Which of the following words means a large body of men and women organized for land warfare?
  - a. legerdemain
  - b. legion
  - c. legendary
2. Which of the words has the same meaning to the word legionary?
  - a. legendary
  - b. legerdemain
  - c. legion
3. What part of speech is the word legendary?
  - a. noun (n.)
  - b. verb (v.)
  - c. adjective (adj.)

**To check your answers, go to page 25.**

How's the first task, learner? If you got **3**, excellent. You are ready for the next activity.

If you got **2 and below**, you need more time to study again the lesson. Don't worry learner, you can do it!



Aside from a dictionary you can also use thesaurus if you want to know the synonyms and antonyms of words.

**Are you familiar with a thesaurus?**

Study the thesaurus entries below.

**abide** *verb* Syn. TOLERATE, accept, bear, endure, put up with, stand, suffer

**ability** *noun* Syn. SKILL, aptitude, capability, competence, expertise, proficiency, talent

Can you identify the difference between a dictionary and thesaurus?

A **dictionary** explains the meaning of a word and shows how it is spelled and used. On the other hand, **thesaurus** contains words that can be used in place of another word (synonyms). This also contains opposite words (antonyms) of an entry word.

Based on the given thesaurus, what are the words that you can use instead of the word *ability*? Did you get skill, capability, or talent? If yes, you are right, learner. These words have the same meaning with the word *ability*.

Remember that the dictionary and thesaurus are very similar to one another. The parts are the same. The purpose is the same. But if you wish to avoid overuse of words then refer to a thesaurus.

Are you ready for the next activity? You must always be ready, learner!



## ***B. I Can Use Thesaurus Well***

Study the given thesaurus and answer the following questions.

**legend** [ **lej-uhnd** ] *Syn.* fable, fiction, folklore, lore, myth, mythology *Ant.* non-fiction, truth

migrant [ **mahy-gruh** nt ] *Syn.* traveler, wanderer, mover, vagrant *Ant.* native, immigrant

search [ **surch** ] *Syn.* hunt, inquiry, investigate, chase, quest *Ant.* ignorance, finding

1. Which of the following words has the same meaning with the word *legend*?
  - a. chase
  - b. immigrant
  - c. myth
2. Which of the following is correct?
  - a. legend [ **lej-uhnd** ] *Syn.* fable, fiction, folklore, lore, myth, mythology *Ant.* non-fiction, truth
  - b. migrant [ **mahy-gruh** nt ] *Ant.* traveler, native, mover, vagrant, wanderer *Syn.* native, immigrant
  - c. search [ **surch** ] *Ant.* hunt, inquiry, investigate, chase, quest *Syn.* ignorance, finding
3. What is the antonym or opposite word of the word *migrant*?
  - a. mover
  - b. native
  - c. vagrant
4. What word is the same as the following words: hunt, inquiry, investigate?
  - a. legend
  - b. migrant
  - c. search

5. Hunt, inquiry, investigate, chase, and quest are \_\_\_\_\_ of the word search.
- a. antonyms
  - b. pronunciation
  - c. synonyms



**Hey, learner!** Check your answers on page 25.

If you got **4-5, bravo!** You are learning well on this module.

If you got **3 and below**, you need more time to study again the lesson. Don't worry learner, you can do it!

**How's everything going, learner?**

Are you having fun on the use of this module? Keep it up, learner!

**Do you have access to the**

**internet?** Do you know how to search information in search engines like Google? If **yes**, you can use online resources in getting meaning of words.



Study the picture below.

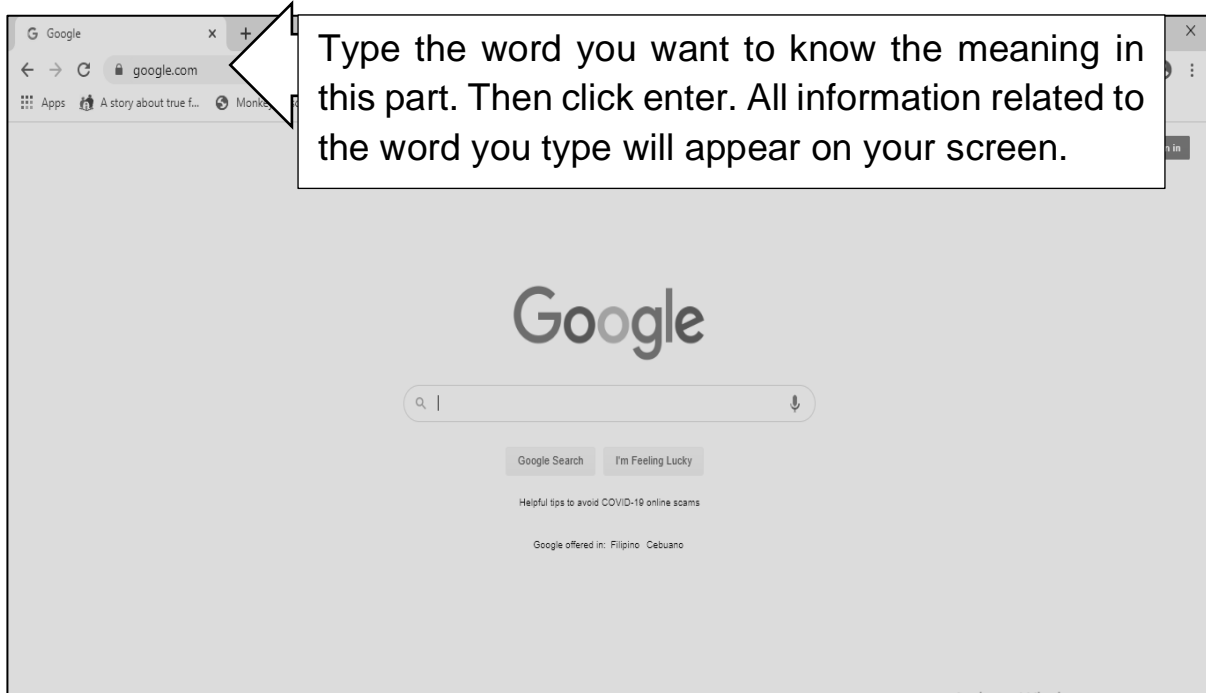



Photo via Google.com

Note that you can only access this if you have an internet connection like the mobile data of your smartphone.

Try to search for the meaning of unfamiliar words using online resources. This is easier compared to the printed dictionary and thesaurus. There are also online dictionaries and thesauri that you can use for free.



## What's More

Let us improve your skill using a dictionary or thesaurus in getting the meaning of a word.

**Have fun, learner!**



### A. Alphabetical Order

**Direction:** Rewrite each word in alphabetical order.

1. skunk, skyline, skiing, skyscraper

\_\_\_\_\_, \_\_\_\_\_, \_\_\_\_\_, \_\_\_\_\_

2. rainbow, reindeer, raindrop, railroad, raincoat

\_\_\_\_\_, \_\_\_\_\_, \_\_\_\_\_, \_\_\_\_\_, \_\_\_\_\_

3. craftsman, crank, cranky, craft, crawl

\_\_\_\_\_, \_\_\_\_\_, \_\_\_\_\_, \_\_\_\_\_, \_\_\_\_\_



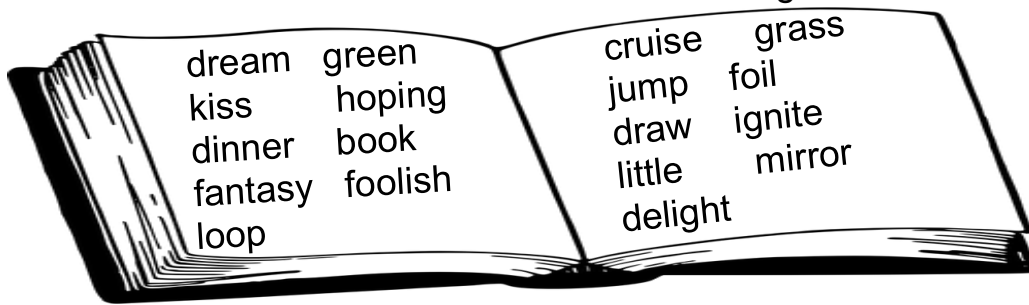
**Hey, learner!** Check your answers using the key on page 25.

If you got **3, bravo!** You are learning well on this module. You can now proceed on the next activity.

If you got **2 and below**, you need more time to study again the lesson. Don't worry, learner! You can do it!

## B. Guide Me, Guide Words

Direction: Write each word under the correct set of guide words.



baby-eagle	fan-ice	igloo-noise
Ex. book		

**Hey, learner!**

Check your answers on page 25.



If you got **15-18 amazing!** Using dictionary in getting words is easy for you. You can do the next activity.

If you got **12-14 very good**, but I believe you can still do more! You can do the next activity.

If you got **11 below**, it is **alarming**, learner. The first skill needed in using dictionary is by using guide words correctly. Study harder, learner! You can do it!



### C. In Other Words

**Direction:** Use the thesaurus to replace the underlined words. Write your answers on your answer sheet.

**excited** adj. Syn. enthusiastic, eager, delighted Ant. bored, unexcited, calm

**wet** adj. Syn. Soaked, drenched, Ant. arid, dry

**care** n. Syn. caution, watchfulness, alertness Ant. carelessness, apathy

**softly** adv. Smoothly, delicately, gently Ant. uncarefully

**peaceful** adj. calm, quiet, steady Ant. agitated, loud, disturbed

1. Ramon was excited about the first day of school.
2. All things inside my bag got wet in the rain.
3. We crossed the busy street with care.



If you are done, check your answers on page 25.

If you got **3, bravo!** This module is helping you a lot. You are so much prepared for the next activity.

If you got **2 and below, you need more time to study** again the lesson. Don't worry learner, you can do it!



## ***What I Have Learned***

Choose in the box the word that will complete the sentence. Write your answers on your answer sheet.



dictionary    guide words    entry words  
thesaurus    alphabetically    online resources

1. A \_\_\_\_\_ is a reference book that contains words with their meanings, pronunciations, parts of speech, spellings, and definitions.
2. The words in a dictionary and thesaurus are arranged \_\_\_\_\_.
3. \_\_\_\_\_ serve as help in finding the words easily.
4. A \_\_\_\_\_ is a book like a dictionary that contains the synonyms and antonyms of the words.
5. All words in a dictionary and thesaurus are called \_\_\_\_\_.
6. I can use \_\_\_\_\_, \_\_\_\_\_, or even \_\_\_\_\_ to get the meaning of words.



***Check your answers on page 26.***

***You are doing awesome, learner!***

***Keep the eagerness burning!***



## ***What I Can Do***



***Hi, learner!***

You are almost half in the module.  
I hope you are doing well for a while.

Now that you are equipped with knowledge on the use of dictionary and thesaurus in getting meaning of words, get your dictionary and find the meaning of ten words that are unfamiliar to you. If you prefer online resources, it's fine.

***It's very easy, isn't it?***



**Note:** You can borrow a dictionary from your friends if you do not have any. This activity is meant to be enjoyed. If you are done doing household chores, you can continue doing this task. Make sure to perform this. **Do not go to the next activity unless you're done.**



## ***Assessment***

It is time to measure how this module has helped you in learning the lesson. ***Give your best, learner!***



## A. Using the Dictionary

Study the dictionary entries below.

<p><b>gate•keep•er</b> \-1,kē-pər\ <i>n</i> ♦ : a person who tends or guards a gate ♦ doorkeeper, janitor — more at DOORKEEPER</p> <p><b>gate•post</b> \-1,pōst\ <i>n</i> : the post to which a gate is hung or the one against which it closes</p> <p><b>gate•way</b> \-1,wā\ <i>n</i> 1 : an opening for a gate 2 ♦ : a means of entrance or exit ♦ access, admission, doorway, entrance, entry, entrée — more at ENTRANCE</p> <p><b>gather</b> \'ga-thər\ <i>vb</i> 1 ♦ : to bring or come together : COLLECT 2 ♦ : to bring</p>	<p><b>gaudy</b> \'gò-dē\ <i>adj</i> <b>gaud•i•er</b>; -est 1 ♦ : ostentatiously or tastelessly ornamented 2 : marked by showiness or extravagance — <b>gaud•i•ly</b> \-də-lē\ <i>adv</i> ♦ flamboyant, flashy, garish, glitzy, loud, ostentatious, swank, tawdry; <i>also</i> meretricious, pretentious <b>Ant</b> conservative, quiet, understated</p> <p><b>gauge</b> <i>also</i> <b>gage</b> \'gāj\ <i>n</i> 1 : measurement according to some standard or system 2 : DIMENSIONS, SIZE 3 <i>usu gage</i> : an instrument for measuring, testing, or registering</p> <p><b>gauge</b> <i>also</i> <b>gage</b> <i>vb</i> <b>gauged</b> <i>also</i> <b>gaged</b>; <b>gaug•ing</b> <i>also</i> <b>gag•ing</b> 1 ♦ : to measure</p>
---	--

Photo via Merriam-Webster's Dictionary and Thesaurus

**Direction:** Using the dictionary entries above, find the meaning of the words in Column A from the choices in Column B. Write the letters of the correct answers on your answer sheet.

- | A.           | B.   |
|--------------|--|
| 1. gaudy     | a) to bring or come together   |
| 2. gateway   | b) the post to which a gate is hung or the one against which it closes |
| 3. gather    | c) marked by showiness or extravagance                                 |
| 4. gauge     | d) to measure  |
| 5. gate post | e) an opening for a gate   |

## B. Using the Thesaurus

Use the thesaurus below to complete the table with the information needed.

**ready** *adj* syn prepared, set ant unready

**relaxed** *adj* syn easygoing, casual, informal ant tense

**reliable** *adj* syn dependable, trustworthy ant unreliable

**remote** *adj* syn distant, faraway, outlying ant close, adjacent

**resist** *verb* syn dispute, oppose, repel ant submit, yield

Word	Similar Meaning	Opposite Meaning
6. remote		
7. ready		
8. relaxed		
9. resist		
10. reliable		



You are one step closer towards finishing the module, learner.

***Please check your answers on page 26.***

If your score is **9-10**, you were able to use this module well. Congratulations for reaching this part with flying colors! You are ready for the next module.

If your score is **7-8**, you made it learner! I know you could have done better. Congratulations! You can take some rest and be ready for the next module.

If your score is **6 and below**, you can exert more effort in learning the lesson. You would want to review the discussion and take the exam for the second time. I know you can do it, learner! I'm here to cheer you up.



## ***Additional Activities***



What words best describe you? For your last activity, look for words in a dictionary, in a thesaurus, or even in online sources that start with the letter of your names. These words represent your personality.

For example:

My name is Kuya Pat. I will look for the best words that describe me that start in letters:



***K Kind***  
***U Understanding***  
***Y Youthful***  
***A Amiable***  
***P Patient***  
***A Active***  
***T Task-Oriented***

***You've done well, learner!***

You reached the end of the module. I am so happy being with you throughout your journey. I hope to see you on the next module. You're the best learning buddy!





## Answer Key

**What's In**

1. Topic Sentence – sentence 1
2. Supporting Sentences – sentences 2-5
3. Concluding Sentence – sentence 6

**What's New**

**Across:**

2. migrant
4. search
5. patient
7. passion

**Down:**

1. legend
3. intelligent
6. dictionary
8. curiosity

**What I Know**

1. A
2. B
3. A
4. C
5. B

What Is It  
 A. I Can Use Dictionary Well  
 1. B  
 2. C  
 3. C  
 B. I Can Use Thesaurus Well  
 1. C  
 2. A  
 3. B  
 4. C  
 5. C

What's More  
 A.  
 1. skiing  
 2. railroad  
 3. craft  
 skunk  
 rainbow  
 skyline  
 raincoat  
 skyscraper  
 raindrop  
 reindeer  
 1. skunk  
 2. rainbow  
 3. craft  
 B. Guide Me, Guide Words  
 C. In Other Words (answer may vary)

baby-eagle	fan-ice	igloo-noise
book	green	kiss
dinner	hoping	loop
cruise	fantasy	jump
draw	foolish	ignite
delight	grass	little
dream	foil	mirror

1. enthusiastic, eager, delighted  
 2. Soaked, drenched  
 3. caution, watchfulness, alertness



<b>Assessment</b>			
A.	B.	SIMILAR	OPPOSITE
1. C	6.	distant, faraway, outlying	close, adjacent
2. E	7.	prepared, set	unready
3. A	8.	easygoing, casual, informal	tense
4. D	9.	dispute, oppose, repel	submit, yield
5. B	10.	dependable, trustworthy	unreliable

- What I Have Learned**
1. dictionary
  2. alphabetically
  3. guide words
  4. thesaurus
  5. entry words
  6. dictionary, thesaurus, online resources

## **References**

### **A. Image Sources**

- “Webstar’s Dictionary” vector clipart. Accessed July 2020.  
<https://www.goodfreephotos.com/public-domain-images/webstars-dictionary-vector-clipart.png.php>
- Merriam-Webster, “Middle School”. Accessed June 2020.  
<https://staardictionaries.com/middle-school/>
- Public Domain Vectors. *Book in Black and White*, 2017.  
<https://publicdomainvectors.org/en/free-clipart/Book-in-black-and-white/64239.html>

### **B. Online Sources**

- Super Teacher Worksheets. “Dictionary Skills.” Accessed June 2020.  
[https://www.superteacherworksheets.com/dictionaryskills/dictionary-parts\\_PARTS.pdf](https://www.superteacherworksheets.com/dictionaryskills/dictionary-parts_PARTS.pdf)
- Super Teacher Worksheets. “Alphabetical Order”. Accessed June 2020.  
[https://www.superteacherworksheets.com/alphabetical-order/abc-order-advanced1\\_ADVAN.pdf?up=1466611200](https://www.superteacherworksheets.com/alphabetical-order/abc-order-advanced1_ADVAN.pdf?up=1466611200)
- JumpStart. “Guide Words.” Accessed June 2020.  
<https://www.pinterest.ph/pin/31806741089803054/>
- The Mail Box. “In Other Words”. Accessed June 2020.  
[https://www.themailbox.com/magazines/language-arts-worksheet-using-a-thesaurus/120413\\_ccc\\_g46\\_0](https://www.themailbox.com/magazines/language-arts-worksheet-using-a-thesaurus/120413_ccc_g46_0)

**For inquiries or feedback, please write or call:**

Department of Education - Bureau of Learning Resources (DepEd-BLR)

Ground Floor, Bonifacio Bldg., DepEd Complex  
Meralco Avenue, Pasig City, Philippines 1600

Telefax: (632) 8634-1072; 8634-1054; 8631-4985

Email Address: [blr.lrqad@deped.gov.ph](mailto:blr.lrqad@deped.gov.ph) \* [blr.lrpd@deped.gov.ph](mailto:blr.lrpd@deped.gov.ph)